



CITY OF CAÑON CITY

City Council

City Council Chambers
128 Main St., Cañon City, CO 81212
(719) 269-9011 • www.canoncity.org

REGULAR CITY COUNCIL MEETING

January 5, 2026

6:00 p.m.

AGENDA

1. CALL TO ORDER: Council Chambers
2. ROLL CALL: COUNCIL MEMBERS DENNEHY, SCHMISSEUR, B. SMITH, STEIN, TRACY, WORTHINGTON, MAYOR PRO TEM HAMRICK, MAYOR SMITH.
3. INVOCATION: Justin Banks, Expedition Church
4. PLEDGE OF ALLEGIANCE:
5. Outgoing Council Member Announcements.
6. Approval of Minutes for Regular City Council Meeting December 15, 2025 and Special Meeting December 11, 2025 (Board Recognition).
7. SWEARING IN OF NEWLY ELECTED MAYOR AND COUNCIL MEMBERS:
 - A. Mayor Troutman will call forward the following:
 - i. Jeremy Reeves, City Council Member, District 1
 - ii. Pamela Simmons, City Council Member, District 3
 - iii. Fred Toney, City Council Member, At-Large
 - iv. Phil Lund, Mayor

8. Thank outgoing City Council Members for their service and excuse from the dais:

- A. Andrea Stein, City Council Member, District 1**
- B. John Hamrick, Mayor Pro Tem, District 3**
- C. Emily Tracy, Council Member, At-Large**
- D. Preston Troutman, Mayor**

9. Mayor Lund assumes the Chair:

- A. Nomination Request for Mayor Pro Tem**
- B. Seat Mayor Pro Tem**

10. Citizens Request to Speak:

Resolution No. 9, Series 2018, adopted Rules of Procedures for the City Council, staff, and the public. Public comments are received after the opening ceremonies under the heading "Citizens Request to Speak to the City Council." If you wish to address the City Council, please complete a Request to Speak Form available by the meeting room door and submit it to the City Clerk prior to the meeting being called to order. Copies of the policy and form are available in the City Clerk's office and posted on the City of Cañon City website.

11. COUNCIL MEMBER ANNOUNCEMENTS:

12. CONSENT AGENDA:

All matters listed on the Consent Agenda are considered routine and will be approved with one motion. Documents are approved substantially as drafted. There will be no separate discussion of these items unless a City Council Member or citizen so requests, in which case the items may be removed from the Consent Agenda and considered separately, at the discretion of City Council.

- A. Reappoint the following people: Ryan Stevens as City Administrator, Hoffmann, Parker, Wilson & Carberry, P.C. as the City Attorneys and Larry Allen as the City of Cañon City Municipal Judge.**
- B. Authorize the Mayor to appoint and reappoint members to City Committees for 2026.**

- C. Extend Bid 07-25 Septic and Sewer Pumping with Portable Restroom Solutions.
- D. Extend Bid 13-25 Chlorine to PVS DX.
- E. Award Bid 06-26 Water Stock in a split award to Core & Main and Ferguson in an amount not to exceed \$200,000 between the two vendors.
- F. Award Bid 08-26 Aluminum Sulfate to Chemtrade in an amount not to exceed \$100,000.
- G. Award Bid 14-26 Instrumentation Services-Water to Combee Automation and Integration in an amount not to exceed \$80,000.
- H. Ratify and File: P-Card Disbursements 09/18/2025-10/17/2025.
- I. Receive and File: Cash Disbursements 12/16/2025 – 01/05/2026.

END CONSENT

13. ADMINISTRATOR REPORT:

- A. City Administrator's Report

14. PUBLIC HEARING(S):

- A. Introduction and First Reading, by title only, of **ORDINANCE 01, SERIES 2026** entitled: **AN ORDINANCE OF THE CITY OF CAÑON CITY VACATING A PLAT KNOWN AS REDHAWK LANDING.**

15. DISCUSSION:

- A. Introduction and Adoption, by title only, of **RESOLUTION 1, SERIES 2026**, entitled: **A RESOLUTION DESIGNATING THE PUBLIC PLACE FOR POSTING NOTICES PURSUANT TO C.R.S. § 24-6-402(2)(c)**
- B. Introduction and Adoption, by title only, of **RESOLUTION 2, SERIES 2026** entitled: **A RESOLUTION AUTHORIZING ENDORSERS FOR CHECKING, WARRANT, SAVINGS, AND INVESTMENT ACCOUNTS.**

C. Introduction and Adoption, by title only, of RESOLUTION 3, SERIES 2026 entitled: A RESOLUTION ESTABLISHING THE FINANCE, BUDGET AND PUBLIC WORKS COMMITTEE, THE PUBLIC SAFETY AND QUALITY OF LIFE COMMITTEE, AND THE ECONOMIC DEVELOPMENT COMMITTEE AND REPEALING RESOLUTION NO. 23, SERIES OF 2016.

16.ADJOURN: The next Regular City Council Meeting is scheduled for January 20, 2026.

**Posted pursuant to Municipal Code on Tuesday, December 30, 2025.
Cindy Foster Owens, City Clerk**



CITY OF CAÑON CITY

City Administrator

P.O. Box 1460 • 128 Main Street
Cañon City, CO 81215-1460
(719) 269-9011 • www.canoncity.org

TO: Mayor and City Council

FROM: Ryan Stevens, City Administrator

PREPARED BY: Cindy L. Foster Owens

DATE: 01/05/2026

RE: Approve minutes for the Regular City Council Meeting December 15, 2025, and Special Meeting December 11, 2025 (Board Recognition).

SUMMARY: * Approve minutes for the Regular City Council Meeting December 15, 2025, and Special Meeting December 11, 2025 (Board Recognition).

REVIEWED BY LEGAL? ☐ Yes ☒ No

RECOMMENDED ACTION: Approve minutes for the Regular City Council Meeting December 15, 2025, and Special Meeting December 11, 2025 (Board Recognition).

of attachments 2



CITY OF CAÑON CITY

City Council

City Council Chambers
128 Main St., Cañon City, CO 81212
(719) 269-9011 • www.canoncity.org

REGULAR CITY COUNCIL MEETING

December 15, 2025

6:00 p.m.

MINUTES

CALL TO ORDER: The meeting was called to order at 6:00 p.m. in Council Chambers.

ROLL CALL:

	PRESENT	ABSENT	
Council Member Dennehy	X		
Council Member Meloni	X		
Council Member Schmisser	X		
Council Member Stein	X		
Council Member Tracy	X		Via Zoom.
Council Member Worthington	X		
Mayor Pro Tem Hamrick	X		
Mayor Troutman	X		

ALSO PRESENT: City Administrator Ryan Stevens, City Attorney Kathryn Sellars, City Clerk Cindy Foster Owens, and Department Staff

INVOCATION: Alicia Swearingen, Royal Gorge Vineyard Church

Alicia Swearingen with Royal Gorge Vineyard Church gave the invocation.

PLEDGE OF ALLEGIANCE: PLEDGE OF ALLEGIANCE:

Mayor Troutman led the Pledge of Allegiance.

CITIZENS REQUEST TO SPEAK TO THE CITY COUNCIL:

Phil Lund and Fred Toney spoke.

COUNCIL MEMBER ANNOUNCEMENTS AND BOARD UPDATES:

Announcements/updates received.

RECOGNITIONS AND PROCLAMATIONS:

Human Resource Director Butch Batchelder and Parks Superintendent Rex Brady presented.

CONSENT AGENDA:

Approved minutes from the Regular City Council Meeting December 1, 2025, General Government Meeting December 3, 2025, and Special Meetings November 25, 2025 (Art), December 2, 2025 (Community Engagement), and December 4, 2025 (Council Orientation).

Received and Filed the 2025 Election Results.

Authorized the Mayor to accept resignations from Trails Use Policy Committee.

Authorized the City Administrator to sign a CDOT Agreement (27176) - 15th Street Sidewalks.

Authorized the City Administrator to sign a Professional Services Agreement - 2026 Materials Testing.

Authorized the City Administrator to sign a Professional Services Agreement - 9th Street Construction Management.

Authorized the City Administrator to sign a Professional Services Agreement - Amendment JR Engineering.

Authorized the City Administrator to sign a Water Tap Waiver for 2800 N. 9th St.

Extended Bid 01-24 Janitorial Services with The Clean Company for 2026.

Extended Bid 06-25 Tree Pruning and Removal with Tall Timbers Tree Service for 2026.

Extended bid 08-25 Solid Waste Disposal Site with Apex Twin Enviro for 2026.

Extended Bid 09-25 Solid Waste Removal Service Bid with Apex Twin Enviro for 2026.

Extended Bid 15-25 Lawn maintenance with Roots Lawn Care and Landscaping, LLC. for 2026.

Extended Bid 44-25 Window Washing with Leonard & Sons for 2026.

Extended Bid 55-25 Pest Control with T&J Pest for 2026.

Awarded Bid 72-25 9th Street Reconstruction (Mystic to Meadows) to Avalanche Excavating in an amount not to exceed \$4,832,734.50.

Awarded bid # 90-25 radar units to Safeware Inc in an amount not to exceed \$8,963.45.

Awarded Bid 02-26 Aggregates to Amrize West Central Inc in an amount not to exceed \$95,000.

Awarded Bid 03-26 Hot Mix Asphalt to Martin Marietta and United Companies in an amount not to exceed \$97,500.

Awarded Bid 04-26 Redi-Mix Concrete/Flowfill to Langston Concrete in an amount not to exceed \$126,000.

Awarded Bid 05-26 Traffic Control Signs to Roadside Supplies in an amount not to exceed \$55,000.

Awarded Bid 07-26: Professional Standards Software to NEOGOV in an amount not to exceed \$ 18,042.50.

Received and Filed: Monthly Budget Summary - October 2025.

Received and Filed: Cash Disbursements 12/02/2025 – 12/15/2025.

Received and Filed: Cash Disbursements to Ratify 12/08/2025 – 12/08/2025.

END CONSENT

Public Works Director Leo Evans spoke.

MOTION: On motion by Council Member Dennehy and second by Council Member Worthington, the City Council approved the Agenda and Consent Agenda by unanimous roll call vote of those present.

ADMINISTRATOR REPORT:

Report received.

DISCUSSION:

Introduction and Adoption, by title only, of **RESOLUTION 23, SERIES 2025** entitled: **A RESOLUTION OF THE CITY OF CAÑON CITY, COLORADO APPROVING UPDATED AND REVISED STANDARD CONSTRUCTION SPECIFICATIONS.**

Public Works Director Leo Evans spoke.

Topic discussed.

MOTION: On motion by Mayor Pro Tem Hamrick and second by Council Member Stein, the City Council adopted, by title only, **RESOLUTION 23, SERIES 2025** entitled: **A RESOLUTION OF THE CITY OF CAÑON CITY, COLORADO APPROVING UPDATED AND REVISED STANDARD CONSTRUCTION SPECIFICATIONS.**

	ABSENT	AYE	NAY	ABSTAIN
Council Member Dennehy		X		
Council Member Meloni		X		
Council Member Schmisser		X		
Council Member Stein		X		
Council Member Tracy		X		
Council Member Worthington		X		
Mayor Pro Tem Hamrick		X		

Second Reading and Adoption, by title only, of **ORDINANCE 21 SERIES 2025** entitled: **AN ORDINANCE OF THE CITY OF CAÑON CITY SETTING THE COMPENSATION OF THE CITY ADMINISTRATOR.**

MOTION: On motion by Council Member Stein and second by Council Member Worthington the City Council adopted **ORDINANCE 21, SERIES 2025** entitled: **AN ORDINANCE OF THE CITY OF CAÑON CITY SETTING THE COMPENSATION OF THE CITY ADMINISTRATOR.**

	ABSENT	AYE	NAY	ABSTAIN
Council Member Dennehy		X		
Council Member Meloni		X		
Council Member Schmisser		X		
Council Member Stein		X		
Council Member Tracy		X		
Council Member Worthington		X		
Mayor Pro Tem Hamrick		X		

ADJOURN: The meeting was adjourned at 6:33 p.m.

Mayor Preston Troutman

Attest:

Cindy Foster Owens, MMC, City Clerk



CITY OF CAÑON CITY

City Council

City Council Chambers
128 Main St., Cañon City, CO 81212
(719) 269-9011 • www.canoncity.org

SPECIAL CITY COUNCIL MEETING December 11, 2025 5:00 p.m.

AGENDA

CALL TO ORDER: The meeting was called to order at the Quality Inn and Suites, 3075 US Hwy 50 at 5:00 p.m.

ROLL CALL:

	PRESENT	ABSENT	
Council Member Dennehy		X	
Council Member Meloni		X	
Council Member Schmisser	X		
Council Member Stein	X		
Council Member Tracy	X		
Council Member Worthington	X		
Mayor Pro Tem Hamrick		X	
Mayor Troutman		X	

ALSO PRESENT: City Administrator Ryan Stevens, City Clerk Cindy Foster Owens, and Department Staff.

DISCUSSION:

Board Recognition Banquet

ADJOURN: The meeting was adjourned at 7:45 p.m.

Mayor Preston Troutman

Attest:

Cindy Foster Owens, MMC, City Clerk



CITY OF CAÑON CITY

City Administrator

P.O. Box 1460 • 128 Main Street
Cañon City, CO 81215-1460
(719) 269-9011 • www.canoncity.org

TO: Mayor and City Council

FROM: Ryan Stevens, City Administrator

PREPARED BY: Cindy L. Foster Owens

DATE: 01/05/2026

RE: Authorize the Mayor to appoint and reappoint members to City Committees for 2026.

SUMMARY: * This needs to be reappointed at the beginning of every new Mayoral term.

REVIEWED BY LEGAL? ☐ Yes ☒ No

RECOMMENDED ACTION: Authorize the Mayor to appoint and reappoint members to City Committees for 2026.

of attachments 1



CAÑON CITY COMMISSIONS, BOARDS & COMMITTEES

Unless otherwise noted, terms expire as indicated or at the beginning of each 2-year Mayoral term of office.

Board of Adjustment-Staff: Patrick Mulready

City Council appointments to three year terms

- OPEN
- Aaron Malejko
- Gary Clark, Chair
- David Bonogofsky
- Robert Wellott
- OPEN Alternate
- OPEN Alternate

CDOT Regional Transportation Committee

Mayoral appointments of City Council Members and Staff

- Gerald Meloni, City Council Member
- Leo Evans, Public Works Director

Chamber of Commerce Board

Seat for Mayor and City Administrator provided for in Chamber By-Laws

- Phil Lund, Mayor
- Ryan Stevens, City Administrator
- Gerald Meloni, City Council Member

Colorado Municipal League Policy Committee

Mayoral appointment of Council Member when requested by CML (NOT at start of year)

- Phil Lund, Mayor

Community Outreach (Federal Prison)

Mayor appointment of City Council Member or Staff

- Police Chief Schick

Contract Negotiating Committee:

Mayor appointment for Appointed Officials' contracts

- Tim Dennehy, City Council Member
- Phil Lund, Mayor
- Ryan Stevens, City Administrator (as needed)
- City Attorney (as needed)

Ditch Boards (DeWeese-Dye, Hydraulic & South Cañon)

Mayoral appointment of City Council Member

- Travis Payne, Water Superintendent

Energy Committee

City Council appointment . Mayoral appointment of Council Members.

- Kathy Worthington (Chair) City Council Member
- Jeremy Reeves, City Council Member
- Carol Dunn
- Doug Koehn
- Kirk Suther

Ethics Committee

City Council appointments of citizens – two year terms

- OPEN
- OPEN

Fremont County Planning Commission

Mayoral appointment. Appointee serves until County term expires.

- John Hamrick

Fremont County Tourism Commission

Mayoral appointment of City Council Member

- Cañon City Council Member Fred Toney
- Cañon City Chamber Member Rich Millard
- County Commissioner Dwayne McFall
- Florence Mayor Steve Wolfe
- Florence Chamber Member Barna Kasa
- Fremont Heritage Commission Member Jim Nelson
- Fremont Economic Development Commission Rob Brown

Fremont County Weed Board

Mayoral appointment of City Council Member or Staff

- Jesse Young, Staff Member (term expires with new appointment)

Fremont Economic Development Corporation (FEDC)

Mayor appointment of City Council Member or Staff

- Kathy Worthington, City Council Member
- Alternate Rick Harrmann, Economic Development Manager
- Ryan Stevens, Administrator per FEDC Policy

GIS Authority Board

City Council appointment of City Council Member and/or Staff upon contract renewal with GIS Authority

- Tim Dennehy, Council Member
- Leo Evans, Public Works Director

Gold Belt Tour Representative

Mayoral appointment of City Representative

- Amy Schmisser, City Council Member

Greenwood Cemetery Committee

Mayoral appointments at recommendation of Committee Members

- | | |
|--------------------------|-----------------|
| • Kathy Uhland, Chair | *Barbara Hadley |
| • Tim Grabin, Vice-Chair | *Greg Clemmons |
| • Lonnie Sedillo | *Brendan Pardue |
| • Margaret Storm | *Rick Fowler |
| • Tom Monaco | *Reta Bruner |
| • Claudette Fowler | *Patti Sedillo |
| • Linda Barnhart | *Jon Barnhart |

Historic Preservation Commission

Mayoral appointment of City Council Member

- Mike Madone
- Penny McPherson
- Chris Jenkins
- Mildred Wintz,
- Richard Millard Vice Chair
- Lester Limon, Chair
- Loren Flick Secretary
- Pamela Simmons, City Council Member

Lakeside Cemetery Committee

Mayoral appointments at recommendation of Committee Members

- Del Sabo
- Bill Waltman
- Elsa Waltman

Library/Museum Advisory Board

City Council appointments at recommendation of Board – three - year terms

- Barb Dittmar
- Dan Meeks
- Sherry Roeber
- Kathy Herrin
- Susan Hitt Chair
- Ron Lautaret
- Loren Flick
- Amy Schmisser City Council Member

Naming and Memorial Committee

- Amy Schmisser Mayor Pro Tem, CHAIR
- Tim Dennehy, City Council Member
- Ryan Stevens, City Administrator
- Rex Brady, Parks Director
- Lisa Studts, Museum Director

Opioid Settlement Committee

Mayoral appointment of City Council Member

- Phil Lund, Mayor

Pueblo Community College Advisory Board

Mayoral appointment of City Council Member or Staff

- Phil Lund, Mayor

Public Arts Committee

Council appointments when vacancy occurs

- India Beach
- Sage Goodwin
- Colleen Rudolf
- Kevin Cundiff
- Erica Hafferkamp— 3 year
- Pamela Simmons, City Council Member
- Kathy Worthington, City Council Member
- Rick Harrmann, Staff Liaison

Planning Commission

City Council appointments – three-year terms

- Ashley Smith
- Brian LeDoux Chai
- Gary Clark
- DeeDee Clement
- Aaron Malejko
- Kirk Suther
- Robert Wellott Vice Chair
- Gerald Meloni, City Council Member

Regional Communication

Council appointments when vacancy occurs

- Tim Dennehy, City Council Member Alternate Member
- John Schick, Police Chief Primary Member

Royal Gorge Mountain Park Committee Will be finalized in 1/2026

Council appointments when vacancy occurs

- Fremont County Resident
- Fremont County Resident
- Cañon City Resident
- FAR Representative
- Youth (14-18) Representative
- Parks Superintendent or designee
- Council Member
- Council Member (Chair)

Trails Policy Committee

Council appointments when vacancy occurs

- Kristyn Econome
- Brian LeDoux
- Kat McNeil
- Ashlee Sack
- Steve Thomas
- Mary Yang
- Amy Schmisser, City Council Member
- Rex Brady, Parks and Open Space Director

Upper AK Water Conservancy District

Mayoral appointment of City Council Member or Staff

- Travis Payne, Water Superintendent
- Alternate Fred Toney, City Council Member

Upper Arkansas Area Council of Governments

Mayoral appointment of City Council Member or Staff

- Ryan Stevens, City Administrator
- Alternate: Gerald Meloni, City Council Member

Water Committee

Council appointments when vacancy occurs

- Beth Katchmar - Resident Representative
- Andy Poirot - Development Representative
- Dave Little - Conservation/Recreation Representative
- Dean Brady - Agricultural/Ditch Representative
- Doug Koehn - Resident Representative
- Tim Payne - Resident Representative
- Commissioner Dwayne McFall, County Representative
- Gerald Meloni, City Council Representative
- Fred Toney, City Council Representative
- Travis Payne, Water Superintendent



CITY OF CAÑON CITY

City Administrator

P.O. Box 1460 • 128 Main Street
Cañon City, CO 81215-1460
(719) 269-9011 • www.canoncity.org

TO: Mayor and City Council

FROM: Ryan Stevens, City Administrator

PREPARED BY: Rex T. Brady

DATE: 01/05/2026

RE: Bid 07-25 Septic and Sewer Pumping Extension

SUMMARY: * Bid 07-25 awarded to Portable Restroom Solutions of Johnstown, Colorado is for septic tank and vault toilet pumping services.

Portable Restroom Solutions pumps raw sewage from ten City-owned vault toilet facilities as needed. Charges are based on vault toilet volume.

Vault toilet locations; Red Canyon Park (3), Royal Gorge Park (4), Temple Canyon Park (2), Tunnel Drive Trailhead (1) and Santa Fe Depot (1). Contractor has agreed to no price increase for calendar year 2026.

Portable Restroom Solutions has agreed to extend the contract with no price increase for calendar year 2026. Expenditures shall not exceed \$26,000.00 in calendar year 2026. This extension represents the first of two possible extensions.

GL# 20-450-0522-53305

REVIEWED BY ☐ Yes ☒ No
LEGAL?

RECOMMENDED ACTION: Extend Bid 07-25 to Portable Restroom Solutions

of attachments



CITY OF CAÑON CITY

City Administrator

P.O. Box 1460 • 128 Main Street
Cañon City, CO 81215-1460
(719) 269-9011 • www.canoncity.org

TO: Mayor and City Council
FROM: Ryan Stevens, City Administrator
PREPARED BY: Travis R. Payne
DATE: 01/05/2026
RE: Extension of Bid 13-25 Chlorine

SUMMARY: * The original Bid # 13-25 is for one year's supply of Chlorine to be used in the water treatment process. To assist the vendors in determining their quote the bidders were given historical data of pounds of chemical used on average, and the maximum and minimum number of pounds used per year to quote on. The sealed bid request was posted to Rocky Mountain Bid Net. We had (2) chemical vendors respond to the request; one of the two provided a quote on the chlorine; the second declined to bid.

The Bid documents used for Bid # 13-25 states the following:

Agreement may be extended for three (3) additional one-year terms, if, and only if, both parties agree to EITHER "NO PRICE INCREASE" or a price increase at the beginning of each renewal term, not to exceed the Denver area Consumer Price Index for the current year of the Price Agreement.

This would be the first extension for this bid.

PVS DX has agreed to hold pricing from their 2025 bid through 2026.

To adequately cover ourselves in case we have an above average year in production for 2026 I request that the Purchase Order be made out with a "not to exceed" cost of \$60,000.00. The line item used for these expenditures is 50-430-0922-52235.

This item will be under Requisition number 233 in Springbrook

REVIEWED BY LEGAL? ☐ Yes ☒ No

RECOMMENDED ACTION: Recommend approval extension of bid # 13-25 to PVS DX for a not to exceed of \$60,000.

of attachments 1



PVS DX, INC.
PO Box 509
23500 I-76 Frontage Rd
Hudson, CO 80642

12/12/2025

Mason Morgan
City of Canon City
WTP Supervisor
103 Tunnel Drive Road
Canon City, CO 81212

Dear Mason,

PVX DX, Inc. is happy to extend pricing for the City of Canon City.

This represents the first of (3) one-year extensions.

The extended pricing effective January 1, 2026, is as follows:

- **Chlorine ton container** **\$2,800.00**
- **Chlorine 150 lb. cylinder** **\$600.00**
 - Pricing includes freight to your facility.
 - Superfund fee will apply.
 - Price is adjusted quarterly based on the chlor-alkali market.

Thank you for all the support you have given to PVS DX over the years.

Sincerely,

Tony Galyon
Territory Manager



CITY OF CAÑON CITY

City Administrator

P.O. Box 1460 • 128 Main Street
Cañon City, CO 81215-1460
(719) 269-9011 • www.canoncity.org

TO: Mayor and City Council
FROM: Ryan Stevens, City Administrator
PREPARED BY: Travis R. Payne
DATE: 01/05/2026
RE: Bid 6-26 Water Stock

SUMMARY: * The Bid # 6-26 was bid for the purchase of repair parts used in the maintenance of the water distribution system. The bid was sent to Bidnet for the 2026 calendar year. Bids were received back from (3) vendors.

The water stock bid is sent out in five sections with the city reserving the right to award sections to different vendors. Core and Main is low bidder on four of the five sections and Ferguson is lowest on the other section. Staff will be recommending a split award to Core and Main and Ferguson for bid 6-26.

Core and Main's pricing for 2025 came to a total of \$83,796.12. Their 2026 pricing is \$90,838.39, reflecting an 8.4% increase.

Ferguson's bid for section 1, brass, copper, meter pits, and lids is \$2,748.88 while Core and Main's bid for section 1 was \$2,851.09, 3.7% higher.

These expenditures are accounted for in our O & M budget for the Water Distribution Department. The expenditures will come from line item # 50-430-0923-52260. Based upon a 9-year average we typically spend \$200,000 on parts used for maintenance. Staff recommends a not to exceed amount of \$200,000, split between the two vendors.

This item is covered under requisitions 236 and 237 in Springbrook.

REVIEWED BY LEGAL? ☐ Yes ☒ No

RECOMMENDED ACTION: Staff recommends approval of Bid # 6-26 to Core & Main and a split award to Ferguson.

of attachments 3



CITY OF CAÑON CITY

Water Treatment Plant

103 Tunnel Drive
Cañon City, CO 81212
(719) 269-9019

12/4/25

Invitation to Bid on
Bid # 06-26

The City of Cañon City, Colorado is soliciting sealed offers, hereinafter referred as Bids, in original to [www.bidnetdirect](http://www.bidnetdirect.com) **until 11:00 A.M, December 19, 2025, at which time bids will be opened**, for furnishing the supplies or services to the conditions herein set forth.

The city will only accept electronic submissions in response to this RFP. Electronic submissions are required to be considered for an award. To submit your Proposal online, please visit www.bidnetdirect.com/Colorado. Proposals shall be submitted in PDF format. All proposals submitted shall become the property of the City and will become public record.

Bids will be opened at the time and date indicated above and then referred to the City Council. The intended time and date for consideration of this bid to come before the City Council, the awarding agent of the city, is expected to be **6:00 PM, Monday, January 5th, 2026**.

Freight and Delivery Schedule: Items or goods shipped are to be F.O.B City of Cañon City at the department address; and, shipped items or goods are the responsibility of the bidder until received by the city. When possible, delivery should be within 30 days of any order made off the PO.

Each bidder shall furnish the information required and the unit price for each item bid must be shown. A total for each item bid must be entered. In case of an error in extension, the unit price prevails. The bid must be submitted by completing the sections below.

Add, as necessary, additional schedules, a summary cover sheet, a letter of transmittal, a general description of the proposed service or goods configuration, schedules and delivery dates for goods and services (see deliver by date requirement on first page), and any installation schedule including usage and maintenance costs.

CERTIFICATION

I guarantee that I (we) meet all the specifications contained herein and will provide the products in the quantities, minimum specifications, performance ratings and quality so described. If any product is found to be "less than" the specified quantity, performance rating or quality, the supplier will promptly correct the deficiency at supplier cost.

This quotation is submitted by: Please Print Clearly

Name of Vendor: Core and Main

Date: 12/18/2025

Fed Tax ID or SS#: 03-0550887

Address: 901 Aspen Ct.

City/State/Zip: Pueblo, CO 81006

Signature: Clark Eastin

Title: Municipal Sales

Phone: 720-955-9749 FAX

E-mail address: clark.eastin@coreandmain.com

Method of Payment: Check X Credit Card X

Fee Charged for use of Credit Card:

No X

Yes How much?

The quotation is subject to the Terms and Conditions on pages 3 and 4 and any additional pages or attachments of this Bid Form.

Terms and Conditions of the invitation for Bids:

1. Bidders are expected to examine the drawings, specifications, and schedule of delivery, visit the site, and examine all instructions; failure to do so will be at the bidder's risk.
2. All equipment shall be new and of manufacturer's current model, unless otherwise stipulated. The equipment shall be of superior quality in design, materials, and craftsmanship or a quality acceptable to the City, and suitable to the use for which it is intended.
3. Samples of items, when requested, must be furnished free of expense to the City, and if not destroyed by testing, will be returned at bidder's request and expense.
4. No bids shall be withdrawn for a period of thirty (30) days subsequent to opening of bids without the consent of the City.
5. Bidders must supply a Name/TIN (Tax Identification Number) combination on the bid. If the Contractor Federal Law does not supply a name/TIN requires the City to withhold 31 percent of the contract payment as a backup withholding.
6. Specifications - for the purpose of identification on the quality desired the reference numbers and specifications are for identification purposes and do not construe a "closed bid" however, bids shall be equal in every respect as to quality, workmanship, etc.
7. Opening of Bids, review, and award:
All bids will be opened at the time and date indicated above and then referred to the Contract Manager, or other appropriate person for technical review and evaluation. Review and evaluation of bids are normally made within 10 days from the date of opening the bids, but an extended period may be necessary to complete the technical review and submitted to the City Council of the City of Cañon City for determination of acceptance of the bid, or part thereof. If the City Council accepts a bid or bids, or any part thereof, a signed Purchase order, Contract or other written Award will be made as soon thereafter as practical.
The time from opening date of bids to issuance of, the award usually will not exceed 30 days, but-may, at the sole discretion of the City of Cañon City. The intended time and date for consideration of this bid to come before the City Council is noted on page 1.
8. Bidders shall submit to bidnetdirect.com for any pre-bid clarification they may require. If clarification is required and an addenda to this Request for Bids is necessary, an added addendum will be created in bidnet.
9. After action by the City Council, the successful bidder or bidders will be notified. In submitting a bid, please indicate the payment methods available to the City.
10. The contents of this Invitation to Bid and the commitments made in response to this bid will form part of the final contract for items or services.
11. The City of Cañon City disclaims any liability of any kind for any costs or expense the Bidder may incur in the bid or bidding process.

12. Rejection of bids: The City of Cañon City reserves the right to (1) award bids received on the basis of individual items, or groups of items, or an entire list of items; (2) to reject any or all bids, or any part thereof; (3) to waive any informality in the bids; and (4) to accept the bid that is in the best interest of the City of Cañon City.

13. Preference for "locally established business firms" within Fremont County, as bidders. In purchases by the City of Cañon City, quality being equal, preference shall be given to local bidders (City of Cañon City Resolution No. 4, Series of 1976).

"...NOW THEREFORE, BE IT RESOLVED BY THE COUNCIL OF CAÑON CITY, that a variance of 5% shall be allowed in favor of local business firms, corporations or individuals on all contract bids".

14. Price changes: The City of Cañon City requires price protection during the period of contract performance. Pricing information: The City of Cañon City requires identification of all costs for items or services, (including installation, training, and documentation's) and when stipulated requests for descriptions of alternative payment methods available to the City.

15. The successful bidder shall indemnify and save harmless the City of Cañon City against all claims for royalties, patents, copyrights or licenses or suits for infringement thereon which may be involved in the manufacture or use of materials, items, goods, supplies or services to be furnished.

16. The bid price shall be exclusive of any Federal, State or Local taxes from which the City is exempt. A certificate of Registration No. 98-03203 has been issued to the City of Cañon City to conduct tax-free transactions under Chapter 32 of the Internal Revenue Code.

17. Final payment for all work and/or items, goods, supplies is contingent upon final inspection, acceptance by the City and legal publication of final settlement, when necessary.

18. Include list price sheets for all categories within the sections (If no list pricing is available on the manufactures website) listed below and include a multiplier for sections requiring both. Multiplier price must match up with the actual quotes given on the items that are listed. Also all price sheets with multipliers must be submitted with the original bid at the time of opening.

19. Bids may be awarded by section or as a single overall bid. Recommendation of bid award will be made by the Contract Manager.

20. All sections as well as every item listed in each section of the bid document must be complete with pricing to be considered for an overall bid award. All items listed in an individual section must be complete with pricing to be considered for an award of bid for a specific section.

21. Fittings: Ductile iron, compact, AWWA C153. Fittings shall have a pressure rating no less than that of adjoining pipe.

22. All angle meter stop ball valves and angle dual check valves shall be Ford only.

23. All corporation stops and curb stops shall be Ford or Mueller only.

24. All other service fittings may be Ford, Mueller, or A.Y. McDonald.

25. All items purchased that are damaged or defective will be warranted from the vendor that supplied the product.

26. Agreement may be extended for three (3) additional one-year terms, if, and only if, both parties agree to EITHER "NO PRICE INCREASE" or a price increase at the beginning of each renewal term, not to exceed the Denver area Consumer Price Index for the current year of the Price Agreement.

27. All bid prices are final and will be held firm until December 31, 2026, Total cost per item should be F.O.B. Canon City. No changes in pricing will be allowed due to shipping or freight charges unless authorized by the City.

PLEASE NOTE ALL CONDITIONS AND SPECIFICATIONS THAT FOLLOW

Water Stock Items

Section I – Brass Fittings (NO LEAD) Meter Pits, Copper Tubing

Size	Description	Unit Price
3/4"	ANGLE METER STOP BALL VALVE –(Ford BA23-332W NL)	\$91.80
3/4"	ANGLE DUAL CHECK VALVE –(Ford HHA32-323 NL)	\$87.05
1"	ANGLE METER STOP BALL VALVE (Ford BA23-444W NL)	\$137.01
1"	ANGLE DUAL CHECK VALVE (Ford HA32-444 NL)	\$58.02
3/4"	FLARE X FLARE BALL CURBSTOP	\$82.09
3/4"	FIP X FLARE BALL CURBSTOP	\$74.42
3/4"	BALL CORPORATION STOP 3/4 cc x 3/4 Flare	\$55.53
1"	BALL CORPORATION STOP 1" cc x 1" Flare	\$71.27
1"	FIP X FLARE CURBSTOP	\$105.07
1"	FIP X FIP BALL VALVE CURB STOP	\$97.79
1"	FLARE X FLARE CURBSTOP	\$113.40
1 1/4"	FLARE X FLARE CURBSTOP	\$194.30
1 1/2"	FIP X FIP BALL CURBSTOP	\$201.76
1 1/2"	FLARE X FLARE BALL CURBSTOP	\$277.33
2"	FIP X FIP BALL VALVE CURB STOP	\$295.20
2"	FLARE X FLARE CURBSTOP	\$454.07
3/4"	FLARE X FLARE 3 PART UNION	\$20.35
1"	FLARE X FLARE 3 PART UNION	\$35.63

Section I Continued – Brass Fittings, Copper Tubing, Meter Pits

Size	Description	Unit Price
3/4" COPPER TUBING TYPE "K"		<u>\$7.82</u> per ft
1" COPPER TUBING TYPE "K"		<u>\$10.37</u> per ft
1 1/4" COPPER TUBING TYPE "K"		<u>\$15.45</u> per ft
1 1/2" COPPER TUBING TYPE "K"		<u>\$20.09</u> per ft
2" COPPER TUBING TYPE "K"		<u>\$30.81</u> per ft
Meter pits 20X24X30" (Bullet Style) Sigma RMP202430-FB-W or equivalent		<u>\$144.53</u>
Traffic rated meter pit top <u>Castings only!</u> Body-50 lb. W32B20CI H-20 rated heavy duty lid 21 lb. W32TLHCI w/2" hole Plastic inner lid INLP 2"		<u>\$169.93</u>

TOTAL SECTION I \$ \$2,851.09

Please include list price sheet/s with multiplier for any manufactures quoted. The City of Canon City will accept Ford, Muller, or AY McDonald brass products; Except for items noted Ford or Mueller Only. See attached Specifications!!!

Section II –Fire Hydrants & Extensions W/O ACCESSORIES

6"X 4' Bury Fire Hydrant	<u>\$2,764.14</u>	AVK
6"X 4'6" Bury Fire Hydrant	<u>\$2,828.32</u>	
6"X 5' Bury Fire Hydrant	<u>\$2,892.50</u>	
6"X 5'6" Bury Fire Hydrant	<u>\$2,956.68</u>	
6"X 6' Bury Fire Hydrant	<u>\$3,020.86</u>	
6"X 6'6" Bury Fire Hydrant	<u>\$3,085.04</u>	
6"X 7' Bury Fire Hydrant	<u>\$3,149.22</u>	

AVK Hydrant Ext. Kits**AVK OEM PRICES**

5 1/4" 6" length	<u>\$392.62</u>
5 1/4" 12" length	<u>\$497.37</u>
5 1/4" 1'6" length	<u>\$562.77</u>
5 1/4" 2' length	<u>\$632.95</u>
AVK traffic repair kit	<u>\$184.97</u>

Centurion Hydrant Ext. Kits**HRPI PRICES****MUELLER OEM PRICES**

5 1/4" Centurion 6" Length	<u>\$469.25</u>	\$765.52
5 1/4" Centurion 12" Length	<u>\$552.59</u>	\$900.17
5 1/4" Centurion 1'6" Length	<u>\$625.97</u>	\$1019.11
5 1/4" Centurion 2' Length	<u>\$706.59</u>	\$1146.36
Mueller traffic repair kit	<u>\$223.63</u>	\$369.24

TOTAL SECTION II \$ 25,545.47

See Specifications!!!

Section III – Valves W/O ACCESSORIES

Size	Description	Unit Price
3" M.J. RESILIENT SEATED GATE VALVE		<u>\$577.75</u> AVK
4" M.J. RESILIENT SEATED GATE VALVE		<u>\$644.94</u>
6" M.J. RESILIENT SEATED GATE VALVE		<u>\$823.39</u>
8" M.J. RESILIENT SEATED GATE VALVE		<u>\$1,310.25</u>
10" M.J. RESILIENT SEATED GATE VALVE		<u>\$2,042.76</u>
12" RESILIENT SEATED GATE VALE		<u>\$2,405.46</u>
12" M.J. BUTTERFLY VALVE		<u>\$2,145.68</u>
14" M.J. BUTTERFLY VALVE		<u>\$3,371.76</u>
16" M.J. BUTTERFLY VALVE		<u>\$4,175.62</u>
20" M.J. BUTTERFLY VALVE		<u>\$6,052.09</u>
24" M.J. BUTTERFLY VALVE		<u>\$8,760.78</u>

TOTAL SECTION III \$ 32,310.48

SEE SPECIFICATIONS!!!

Section IV –MJ Accessories, mega lugs, bell joint restraints & MJ Fitting w/o Accessories, Valve Box

Size	Description	Unit	Price
3" X 12" MJ SOLID SLEEVE			\$76.68
4" MJ 90 DEGREE ELL			\$98.69
4"X4"X4" MJ TEE			\$129.22
4"X4" flange 90			\$163.20
4"X4"X4" Flange Tee			\$297.60
4" X 6' Flange X Plain End			\$444.00
4" MJ 45 DEGREE ELL			\$82.36
4" X 2" MJ CAP			\$76.68
4" MJ SOLID PLUG			\$46.15
4" X 2" MJ PLUG			\$85.20
4" MJ CUT-IN SLEEVE			\$393.00
4" X 12" MJ SOLID SLEEVE			\$87.33
6" MJ 11 1/4 DEGREE BEND			\$124.25
6" MJ 22 1/2 DEGREE BEND			\$118.57
6" MJ 90 DEGREE BEND			\$161.17
6" MJ 45 DEGREE BEND			\$130.64
6" Flange Tee			\$369.28
6"X6" flange 90			\$252.16
5 1/4" VALVE BOX TOP SCREW TYPE w/o Lid (26 in.)			\$73.07
5 1/4" VALVE BOX TOP SCREW TYPE w/o LID (16 in.)			\$41.84
5 1/4" VALVE BOX TOP SCREW TYPE w/o LID (10 in.)			\$28.50
5 1/4" VALVE BOX BOTTOM SCREW TYPE w/o Lid (36 in.)			\$73.89
5 1/4" VALVE BOX BOTTOM SCREW TYPE w/o Lid (24 in.)			\$56.67
5 1/4" VALVE BOX BOTTOM SCREW TYPE w/o Lid (15 in.)			\$38.81

2 FT. VALVE BOX EXTENSION SCREW TYPE	\$67.78	
18" VALVE BOX EXTENSION SCREW TYPE	\$58.89	
5 1/4" STANDARD DROP IN LID	\$23.20	
2" X 5 1/4" VALVE BOX RISERS w/o LID	\$22.78	
1" X 5 1/4" VALVE BOX RISERS w/o LID	\$17.78	
4" Series 1500 MJ restraint for DI/PVC	\$35.69	STAR ALL STARGRIP
6" Series 1500 MJ restraint for DI/PVC	\$43.43	
8" Series 1500 MJ restraint for DI/PVC	\$64.07	
10" Series 1500 MJ restraint for DI/PVC	\$120.40	
12" Series 1500 MJ restraint for DI/PVC	\$126.85	
14" Series 1500 MJ restraint for DI/PVC	\$184.89	
4" BELL JOINT RESTRAINT for DI/PVC	\$47.96	FORD UFR1390
6" BELL JOINT RESTRAINT for DI/PVC	\$63.99	
8" BELL JOINT RESTRAINT for DI/PVC	\$96.84	
12" Bell JOINT RESTRAINT for DI/PVC	\$193.09	
<u>MJ Accessory kits (MJ gasket and blue bolts)</u>		
4"	\$27.50	
6"	\$38.00	
8"	\$38.00	
12"	\$53.00	
20"	\$108.00	
24"	\$153.50	

TOTAL SECION IV \$ 5,034.60

Please submit list price sheets with multipliers for all categories listed above. See Specifications!!! MJ RESTRAINTS 4-24" DUAL WEDGE PVC/DI COMPATIBLE. BJR 4-12" PVC/DI COMPATIBLE FORD UFR1390 OR EQUIVALENT.

Section V – Repair Clamps, Saddles , Tapping Sleeves & couplings

Unit Size	Description	Price
4" repair clamp 7 ½"		\$71.30
		JCM 101
4" repair clamp 12"		\$112.59
4" repair clamp 20"		\$164.55
6" repair clamp 7 ½"		\$84.50
6" repair clamp 12"		\$135.26
6" repair clamp 20"		\$201.94
8" repair clamp 7 ½"		\$99.23
8" repair clamp 12"		\$159.09
8" repair clamp 20"		\$231.79
4" repair clamp 12" W/3/4" cc		\$212.84
		JCM 103
6" repair clamp 12" W/3/4" cc		\$245.22
8" repair clamp 12" W/3/4" cc		\$279.27
6" tapping sleeve W/4" MJ OUTLET		\$819.78
		JCM 439
8" tapping sleeve W/4" MJ OUTLET		\$844.66
8" tapping sleeve W/6" MJ OUTLET		\$948.99
12" tapping sleeve W/4" MJ OUTLET		\$1075.58
12" tapping sleeve W/6" MJ OUTLET		\$1223.13
12" tapping sleeve W/8" MJ OUTLET		\$1550.52
14" tapping sleeve W/6" MJ OUTLET		\$1407.77
14" tapping sleeve W/8" MJ OUTLET		\$1712.03
16" tapping sleeve W/6" MJ OUTLET		\$1729.49
16" tapping sleeve W/8" MJ OUTLET		\$1911.08
16" tapping sleeve W/12" MJ OUTLET		\$2557.13
20" tapping sleeve W/6" MJ OUTLET		\$1730.36

Size	Description	Unit	Price
Tapping Saddles With 1/2" thru 1"cc Double strap SS with epoxy			
4" tapping saddle		\$59.46	JCM 406
6" tapping saddle		\$68.09	
8" tapping saddle		\$80.64	
12" tapping saddle		\$109.63	
20" tapping saddle		\$208.24	
Extended Range Transition Couplings			
4" transition coupling		\$135.57	JCM 241 & 242
6" transition coupling		\$194.93	
8" transition coupling		\$243.03	
10" transition coupling		\$286.38	
12" transition coupling		\$366.41	
14" transition coupling		\$883.72	
Extended Range Coupling Restrained (Romac Alpha/Hymax Grip/Approved equivalent)			
4"		\$433.26	ROMAC ALPHA
6"		\$596.74	
8"		\$770.73	
12"		\$1,151.82	

SECTION V TOTAL \$ 25,096.75

See Specifications!!!

MULTIPLIER BY CATEGORY

DESCRIPTION	MANUFACTURER	MULTIPLIER/PRICE
--------------------	---------------------	-------------------------

A. FORD (Brass)		.52
-----------------	--	-----

B. MUELLER (Brass)		.53
--------------------	--	-----

C. A.Y.McDONALD (Brass)		.60
-------------------------	--	-----

2. METER PITS Plastic		
.75	Sigma/Oldcastle	

3. Meter Domes	Castings - Net Pricing	
----------------	------------------------	--

4. VALVE BOXES HD screw type		
	Tyler/Star/EJ - Net Pricing	

5. MJ FITTINGS W/O ACC.	Star/Tyler/Sigma	.71
-------------------------	------------------	-----

6. FLANGE FITTINGS W/O ACC	Star/Tyler/Sigma	.64
----------------------------	------------------	-----

7. MECHANICAL JOINT RESTRAINTS (Dual Rated 4-24")		
	Star Pipe All Stargrips	.43

9. BELL JOINT RESTRAINTS (Dual Rated to 4- 12" PVC & DI	Ford UFR1390	.46
---	--------------	-----

10. REPAIR CLAMPS	JCM 101 .35 and JCM 103 .50	
-------------------	-----------------------------	--

11. TAPPING SLEEVES	JCM 439	.37
---------------------	---------	-----

12. SERVICE SADDLES	JCM 406	.35
---------------------	---------	-----

14.EXTENDED RANGE COUPLINGS	JCM Optimum .38 and Romac Alpha .64	
-----------------------------	-------------------------------------	--

ALL MULTIPLIERS MUST CORRESPOND WITH ACCUAL PRICES ON BID SHEETS.

CONDITIONS AND SPECIFICATIONS

CONDITIONS

1. All gaskets, bolts, followers and appurtenances shall be supplied with all articles unless noted.
2. All articles which states copper flare shall include flare nuts.
3. All items must meet the attached specifications.
4. All articles not listed in the descriptions or specifications must be pre-approved by the Contract Manager.
5. All articles will be F.O.B.; 1525 S. Ninth St., Cañon City, Colorado 81212.
6. Bid may be awarded by section or by total bid to the lowest bidder, unless bidder cannot meet specifications or supply product in a timely manner.

SPECIFICATIONS

CITY OF CAÑON CITY SPECIFICATIONS FOR DRY-BARREL FIRE HYDRANTS

Specific Requirements

- A. All hydrants shall be open left with directional arrow.
 - B. Hydrant nozzles shall consist of two 2-1/2" hose nozzles and one 5" pumper nozzle threads shall be National standard (NST).
 - C. Hydrant body shall be red while caps shall be white reflective.
- Operation nut and nozzle cap wrench nuts shall be national standard 1-1/2" pentagon

1. General

- A. Fire Hydrants shall meet or exceed AWWA C502; latest revision.
- B. Hydrants shall be manufactured and tested in an ISO 9001 certified facility located within the United States.
- C. Fire hydrants shall be listed by Underwriters Laboratories Inc.
- D. Fire hydrants shall be approved by Factory Mutual.
- E. Fire hydrants shall be rated for a working pressure of 250 PSI. (1725 kPa).
- F. Fire hydrants shall be of the compression type, opening against system pressure and closing with system pressure.
- G. To help prevent cross-threading a Higbee cut (blunt start) will be provided on the lead thread of the outlet nozzles, nozzle caps, seat ring, drain ring, and thrust nut

2. Main Valve and Drains

- A. The main valve shall be of one-piece construction and completely encapsulated with EPDM.
- B. Fire hydrants shall have a minimum 5-1/4" main valve opening.
- C. The EPDM shall be permanently vulcanized to the main valve.
- D. The hydrant shall be equipped with threaded drains capable of being plugged internally without digging up the hydrant.
- E. The main valve shall provide complete closing of the drains after 4 to 5 turns of the operating nut in the opening direction.
- F. During the initial stages of opening the drains shall momentarily flush outward, to remove any debris in the drain ports, in order to provide complete draining upon closing of the hydrant main valve.
- G. The Drain Ring assembly shall be replaceable without removing the hydrant from the connecting pipe or having to dig.

3. Stems

- A. Upper hydrant stems shall be made of stainless steel.

4. Operating Nut

- A. Operating nuts shall be one-piece bronze design with upper and lower anti-friction washers for ease of operation. A protective weathershield shall be installed over the operating nut.

5. Nozzles

- A. Nozzles shall be of the ¼ turn bayonet lug style, secured with a stainless steel locking screw, allowing ease of change in case of damage to the nozzle.
- B. Storz nozzles, if used, shall be made of bronze.
- C. Nozzle thread type shall be as specified by the end user.

6. Lubrication

- A. The lubrication reservoir shall be cast as part of the bonnet, creating a watertight cavity without the use of gaskets.
- B. A lubrication port shall be provided for application of lubricant without disassembly of the bonnet section. The reservoir shall be filled with NSF/FDA approved food grade grease or oil at the manufacturer's facility.
- C. Valve stem seals shall be an o-ring type with not less than two o-rings below the thrust nut and two o-rings above the thrust nut.
- D. If an o-ring groove is cut into the stem the diameter of the groove shall not be less than the root diameter of the stem threads.
- E. O-rings and gaskets shall be made of an NBR rubber to help prevent the effects of permeation.

7. Protective Coatings

- A. All ferrous parts, except the lower barrel and those parts made of stainless steel shall be fusion-bonded epoxy coated and lined. All epoxy coatings shall meet the requirements of ANSI/AWWA C550 (latest edition).
- B. The lower barrel shall be bitumen coated both internally and externally
- C. A bury line shall be marked on the lower barrel below the break flange to indicate proper installation depth. Bury depth will be clearly stenciled on the standpipe section.

8. Shoe

- A. End connections shall be Mechanical Joint AWWA C111.

9. Break Flange and Couplings

A. All fire hydrants provided with the break-off feature should be of the traffic breakaway type and allow 360-degree rotation of the hydrant to position the pumper nozzle in desired direction.

10. Warranty

- A. All fire hydrants shall be covered by the manufacture's 10-year limited warranty on manufactures defects and labor costs for replacement.

Approved Manufactures

AVK 2780 Nostalgic
Mueller Centurion 200

SPECIFICATION FOR RESILIENT SEATED GATE VALVES AND TAPPING VALVES

Specific Requirements

Gate valves shall be open left, resilient seated, manufactured to meet or exceed the requirements of AWWA C515 or latest revision and in accordance with the following specifications

1. General.
 - A. The valve shall be a ductile iron body and bonnet as specified. The valve shall be non-rising stem resilient seated, with an AWWA standard 2" square operating nut.
 - B. Valves shall comply with AWWA C515 except where modified and/or augmented in these specifications.
 - C. All bolting shall be stainless steel AISI grade 304. If nuts are used on the bolts the nuts shall be 304 stainless steel and the bolt threads shall be coated with an anti-galling compound.
 - D. Valves shall be certified to the requirements of ANSI/NSF 61.
 - E. Valves shall be certified to comply with the low lead requirements of the Safe Drinking Water Act, NSF 372 or NSF 61 Annex G.
 - F. 304 Stainless Steel Bonnet Bolts shall be fully isolated and protected to never come in contact with water or soil.

2. Resilient wedge.
 - A. The valve wedge shall be ductile iron, fully encapsulated with EPDM rubber, and shall be capable of a drip-tight shutoff with flow in either direction.
 - B. The valve wedge shall have a fixed copper alloy wedge to withstand higher torque loads and reduce vibration.
 - C. The EPDM shall be permanently vulcanized to the gate.
 - D. There shall be no exposed, uncoated iron.

3. Stems

- A. Valve stems shall be made of stainless steel with minimum yield strength of 50,000 psi
- B. Stems shall be provided with separate or integral bronze thrust collars.
- C. Stainless steel stems shall contain a minimum of 16% chrome.

4. Seals and Gaskets

- A. Valve stem seals shall be an o-ring type with not less than one o-ring below the thrust collars and two o-rings above the thrust collars.
- B. If an o-ring groove is cut into the stem the diameter of the groove shall not be less than the root diameter of the stem threads.
- C. O-rings and gaskets shall be made of an NBR rubber to help prevent the effects of permeation.
- D. Bonnet gaskets shall be an o-ring type that completely encircles each individual bonnet bolt so that the bolts are isolated from the internal or external environment.

5. Protective Coatings

- A. All exposed ferrous surfaces shall be coated with a fusion bonded epoxy in accordance with AWWA C550.
- B. Interior Coating shall be coated with fusion-bond epoxy powder coating and be certified "Holiday-Free" per ASTM G62.
- C. Gate Valves shall be identified as Certified to be both AWWA C550 and Holiday-Free internal coating via an exterior label indicating the product is protected by VeloCorr™.
- D. Exterior Coating of exposed ferrous surfaces shall be coated to meet the requirements of AWWA C550 with Electrostatically applied fusion bonded epoxy.

6. End Connections.

- A. End Connections shall be either Mechanical Joint.
Mechanical joints shall comply with the requirements of AWWA C111.
- B. Mechanical joint slots shall have anti-rotation saddles for T-bolt heads to rest in.

7. Warranty

- A. All gate valves shall be covered by a Manufacturer's 10 Year Limited Warranty on manufacturers defects and labor costs for replacement.

SPECIFICATIONS FOR BUTTERFLY VALVES

Specific Requirements

All BFV's shall be bidirectionally tested with test results provided. Non-rising stem open left with 2" square operating nut.

All BFV's must accommodate C-900 DR-14, 18, and 25 pipe without the need to bevel the inside of the pipe for proper valve operation.

1. General.

- A. This specification shall apply to Class 150 and Class 250 butterfly valves
- B. Valves shall be designed, manufactured, and test in accordance with AWWA C504.
- C. Valves shall be certified to the requirements of ANSI/NSF 61.
- D. Valves shall be certified to comply with the low lead requirements of the Safe Drinking Water Act, ANSI/NSF 372.
- E. Manufacturer shall be ISO 9001 and ISO 14001 Certified.

2. General Design.

- A. The butterfly valve shall be of concentric design.
- B. The valve shall seal at the rated pressure in both directions.
- C. The valve body shall be ductile iron, ASTM A536 65-45-12.
- D. The valve disc shall be ductile iron, ASTM A536 65-45-12. The disc shall be designed to minimize head loss.
- E. The valve stems shall be of the stub type design. The materials shall be 17-4PH (ASTM A564, Type 630) stainless steel for Class 150 and Class 250 valves.
- F. All stem seals shall be O-rings. All O-rings shall be replaceable without requiring that the stem be removed from the valve.
- G. The rubber seat shall be EPDM. The rubber seat shall be vulcanized to the valve body.
- H. The resilient seat mating surface shall be a Ni-Cu7 alloy.
- I. The bearings shall be sleeve type, PTFE impregnated copper with steel backing.
- J. Thrust bearings shall be provided on butterfly valves 14-inch and larger and shall be adjustable.
- K. The valve disc shall be rigidly connected to the driving stem by a hexagonal shape and screw.
- L. All bolting and hardware shall be stainless steel.
- M. There shall be no exposed, uncoated iron in the interior or exterior of the valve.

3. Actuator

- A. The valve actuator shall conform to AWWA C504. It shall be designed to hold the valve in any intermediate position without creep or fluttering.
- B. The actuator shall be able to withstand a 450-ft-lb input torque.

4. Protective Coatings

- A. All exposed ferrous surfaces shall be coated with an epoxy in accordance with AWWA C550.

5. End Connections.

- A. End Connections shall be either Mechanical Joint or Flanged.
- B. Mechanical and Push-On joints shall comply with the requirements of AWWA C111.
- C. Flanged ends shall comply with ASME B16.42, class 150.

7. Warranty

A. All butterfly valves shall be covered by a Manufacturer's 1 Year Limited Warranty on manufacturers defects and labor costs for replacement.

- A. AWWA C151 and C104, Pressure Class 350, exceptions by Engineer may include Class 51 or 52.
- B. Fittings: Ductile iron, compact, AWWA C153. Fittings shall have a pressure rating no less than that of adjoining pipe.
 - 1. Approved Manufacturers:
 - a. Tyler Union
 - b. Star
 - c. Sigma
 - d. Sip
 - e. Or Engineer's accepted substitution
- C. Joints: AWWA C110, C111, and C153, rubber gasket, mechanical joint restraints ("Mega-lug", retainer gland) for all connections to valves and fittings. Shall have a pressure rating no less than that of adjoining pipe
 - 1. Gaskets shall be neoprene or other synthetic rubber (SBR). Natural rubber is not acceptable.
- D. Jackets: AWWA C105 polyethylene jacket, half lapped, 8 mil (0.008 inch), polyethylene tape.
- E. Coatings & Linings: AWWA C104, cement-mortar lining, bituminous seal coating.
- F. Size:
 - 1. Except for permanent cul-de-sacs of less than 500 feet in length, the minimum size of any new water main within the distribution system shall be eight (8) inches in diameter.
 - 2. In streets that have a permanent cul-de-sac less than 500 feet in length, the Engineer may authorize a water main that is six (6) inches in diameter.
 - 3. In location where the Engineer determines that a water main must be larger than eight (8) inches in diameter, the water main shall be of such size as specified by the Engineer or according to the City's Master Plan.
 - 4. Larger sizes shall be required as needed to provide proper distribution flow, pressure, and fire protection.

- G. Use/Location: Shall be polyethylene encased to AWWA C105 at all locations north of Arkansas River and south of Arkansas River when aggressive or “hot” soils are shown to exist.

COPPER TUBING: ATSM B88, TYPE K, ANNEALED

- A. Fittings: Flared.
- B. Joints: Flared.
- C. Size: ¾ inch minimum.
- D. 1 ½ inch – 2 inch If approved by the water superintendent, service lines can be rigid copper w/ silver solder connections or DR9 CTS blue Poly with the proper stiffener. Mueller 110 Compression or Ford Grip joint may also be used after tubing has been re-rounded.

PVC PIPE

- A. AWWA C900 (DR-14, DR18, DR-21, & DR-25)
- B. Marking: Identification markings on pipe shall conform to AWWA C900
- C. Fittings: AWWA C111, cast iron, wrapped. Fittings shall have a pressure rating no less than that of adjoining pipe.
- D. Joints: ASTM D3139 compression gasket ring, AWWA C153 and C900, mechanical joint restraints (“Mega-lug”) for all connections to valves and fittings.
- E. Jackets: Fittings and valves only, AWWA C105 polyethylene jacket, half lapped, 8 mil (0.008 inch), polyethylene tape.
- F. Size:
 - 1. Except for permanent cul-de-sacs of less than 500 feet in length, the minimum size of any new water main within the distribution system shall be eight (8) inches in diameter.
 - 2. In streets that have a permanent cul-de-sac less than 500 feet in length, the Engineer may authorize a water main that is six (6) inches in diameter.
 - 3. In location where the Engineer determines that a water main must be larger than eight (8) inches in diameter, the water main shall be of such size as specified by the Engineer or according to the City’s Master Plan.
 - 4. Larger sizes shall be required as needed to provide proper distribution flow, pressure, and fire protection.
- G. Thickness: DR-18 for sizes 6 inch – 12 inch or DR-14 when static pressure exceeds 100 psi, DR-25 for sizes greater than 12 inch or DR-18 when static pressure exceeds 100 psi.
- H. Use/Location: Allowed for use in entire system.

HDPE PIPE

- A. ASTM D3350 and AWWA C901 or AWWA C906
- B. Pipe:
 - 1. Pipe shall be made of HDPE material with a minimum material designation code of PE 4710 and with a minimum cell classification of 445474C. The polyethylene compound shall be suitably protected against degradation by ultraviolet light by means of carbon

black of not less than 2 percent. The manufacture of the HDPE resin shall certify the cell classification indicated.

- C. Pipe sizes 3" and large shall have a manufacturing standard of ASTM F 714, while pipe smaller than 3" shall be manufactured to the dimensional requirements listed in ASTM D 3035. Dimension Ratio (DR) and Outside Diameter (IPS/DIPS) shall be as specified on plans.
- D. Pipe shall meet AWWA C901 (1/2" to 3") or AWWA C906 (4" to 63") and shall be listed as meeting NSF-61. Pipe shall have a manufacturing standard of ASTM F714 and be manufactured by an ISO 9001 certified manufacturer.
- E. All pipes and fittings shall be suitable for use as pressure conduits and have a nominal burst value of three and one-half times the Working Pressure Rating (WPR) of the pipe and/or fitting
- F. When required by the owner, pipe shall be color coded for the intended service. The color coding shall be permanently co-extruded stripes on the pipe outside surface as part of the pipe's manufacturing process. Color coding shall be as follows:
 - 1. Sewer – green
 - 2. Potable Water – blue
 - 3. Non-Potable Water – purple
- G. Fittings:
 - 1. All fittings shall be PE 4710 HDPE, minimum Cell Classification of 445574C/E as determined by ASTM D3350 and approved for use by AWWA.
 - 2. All fittings shall be of the same base resin as the pipe.
 - 3. All fittings shall have a working pressure rating equal to the pipe unless otherwise specified in the plans.
 - 4. All fittings shall be homogeneous throughout and free of visible cracks, holes, foreign inclusions, voids, or other injurious defects.
 - 5. Butt Fusion Fittings: Fittings shall be made of HDPE material with a minimum material designation code of PE 4710 and with a minimum Cell Classification as noted in 2.1.A. Fittings shall have a minimum pressure rating equal to or greater than the pipe to which they are joined unless otherwise specified on the plans or accepted by owner/engineer. All fittings shall meet the requirements of AWWA C901 or C906.
 - a. Molded fittings shall comply with the requirements of ASTM D3261.
 - 6. All fabricated elbows, tees, reducing tees and end caps shall be produced and meet the requirements of ASTM F2206, as manufactured by ISCO Industries, Inc or other approved manufacturer holding an ISO 9001 quality system certificate. Each fitting will be marked per ASTM F2206 section 10 including the nominal size and fitting EDR, which will meet or exceed the pipe DR identified for the project. Fabricated fittings shall be manufactured and pressure tested using an approved data logger to record fusion pressure and temperature and shall be stamped with unique joint number that corresponds to the joint report. A graphic representation of the temperature and pressure data for all fusion joints made producing fittings shall be maintained for a minimum of 5 years as part of the quality control and will be available upon request of owner. Test results to validate ASTM F2206 section 7.3 and 9 shall be provided to owner or owner's representative upon request.
 - 7. Socket fittings shall meet ASTM D2683.
 - 8. Electrofusion Fittings: Fittings shall be made of HDPE material with a minimum material designation code of PE 4710 and with a minimum Cell Classification as noted in 2.1.A.

Electrofusion Fittings shall have a manufacturing standard of ASTM F1055. Fittings shall have a minimum pressure rating equal to or greater than the pipe to which they are joined unless otherwise specified on the plans. For potable water systems, all electrofusion fittings shall have AWWA approval.

9. Bolted Connections: Flanges and MJ Adapters shall be fused onto the pipe and have a minimum pressure rating equal to or greater than the pipe unless otherwise specified on the plans.
 10. Metallic back-up rings (Van-Stone style lap joint flanges) shall have a radius on the inside diameter of the bore so as to be compatible with HDPE Flanges. Back up rings shall have bolt pattern that will mate with AWWA C207 Class D (generically known as 150-pound patterns).
 11. Flange assemblies shall be assembled and torqued according to PPI TN-38, "Bolt Torque for Polyethylene Flanged Joints."
 12. Where shown on the drawings, 4" and larger transitions to mechanical joint fittings and valves shall be accomplished using a MJ Adapter with kit. The D.I./HDPE mechanical joint adaptor shall consist of an HDPE mechanical joint transition fitting, rubber gasket, a mechanical joint backup drive ring, and Corten mechanical joint tee bolts.
 13. Mechanical Fittings: The use of mechanical coupling and saddles shall be approved by the owner or engineer prior to installation. Mechanical Fittings shall be designed for use and compatible with HDPE pipe, including SS stiffeners when required by manufacturer. Mechanical fittings shall have a pressure rating equal to or greater than the pipe.
- H. Detectable Marker Tape: Plastic marker tape shall be 5 mil minimum thickness with a solid aluminum core of .35mil minimum thickness and a minimum width of 2". The background of the tape shall be colored based on pipe service with black lettering continuously printed. Marker tape shall have a minimum 35 lbs./inch tensile strength. The installation of the tape shall be at 18 inches below finish grade.
- I. Tracer Wire: All HDPE pipe 4" and greater shall be installed with an extra high-strength, copper clad steel tracer wire as specified in Section 02512, under PIPE MARKERS. This wire shall be continuous and brought up in the valve boxes at the ends of each line segment with splices made only by methods per the equipment manufacturer's recommendation. All miscellaneous splicing components shall be furnished and installed by the Contractor.
- J. Fusion Equipment Requirements:
1. Butt fusion equipment must be in satisfactory working order and the hydraulic system must be leak free. Heater plates shall be free from scrapes, gouges, and have a consistent clean coated surface. The pressure gage and thermometer should be checked for accuracy. When requested by the owner, records showing a maintenance service/inspection within 3 months prior to use for this project shall be provided.
 2. Electrofusion Processors shall be maintained and calibrated per manufacturer's requirements and recommendations.
- K. Approved Suppliers:
1. All Pipe, Fittings, and Fusion Equipment shall be provided by one supplier. Approved suppliers are ISCO Industries, Inc. or approved equal.
- D. Approved Manufacturers:

- A. All fittings and valves shall be manufactured in the U.S.A. in accordance with AWWA C800 and meet the following:
1. Any brass part of the fitting or valve in contact with potable water shall be made of a “No-Lead Brass”, defined for this specification as UNS Copper Alloy No. C89520 or C89833 in accordance with the chemical and mechanical requirements of ASTM B584 and AWWA C800. This “No-Lead Brass” alloy shall not contain more than nine one hundredths of one percent (0.09% or less) total lead content by weight.
 2. Any Brass part of the fitting or valve not in contact with potable water shall be made of 85-5-5-5 brass as defined for this specification as UNS Copper Alloy C83600 per ASTM B62, ASTM B584 and AWWA C-800
 3. All brass fittings and valves shall be certified by an ANSI accredited test lab per NSF/ANSI Standard 61, Drinking Water Components – Health Effects, Section 8 or NSF/ANSI Standard 372, Drinking Water System Components – Lead Content. Proof of certification is required.
 4. Brass fittings and valves shall comply with the United States Of America Safe Drinking Water Act, and the U.S. Environmental Protection Agency.
 5. All brass fittings and valves shall have the manufacturer’s name or trademark permanently stamped or cast on it. Another marking identifying the “no lead” brass alloy, e.g., ‘NL’, shall be cast or permanently stamped on the fitting or valve.

UNDERGROUND PIPE MARKERS

- A. Provide tracer wire for all pipe regardless of pipe material.
- B. Tracer Wire: shall be a #12 AWG (0.0808” diameter) fully annealed, high carbon 1055 grade steel, high strength solid copper clad steel conductor (HS-CCS), insulated with a 30 mil, high-density, high molecular weight polyethylene (HDPE) insulation, and rated for direct burial use at 30 volts.
1. HS-CCS conductor must be at 21% conductivity for locating purposes.
 2. Break load of 452 lbs.
 3. HDPE insulation shall be RoHS compliant and utilize virgin grade material. Insulation color shall meet the APWA color code standard for identification of buried utilities.
 4. Manufacturers supplying copper clad steel tracer wire must have available detailed performance data including 5 years of underground testing in terms of durability related to damage of protective insulation and effects of potential corrosion of the specific copper clad steel used. Origin of copper clad steel manufacturer is required and steel core must be manufactured in the United States. If manufacturer has not completed 5 year corrosion testing, a 5-year warranty must be provided.
 5. Tracer wire shall be Copperhead® High Strength HS- CCS HDPE 30 mil or pre-approved equal.
- C. Tracer Wire Test Stations:
1. Part #: 3WB-01
 2. Max voltage: 50V

3. Size: 1.138" x 1.617"
4. Color: Blue only
5. Wire Type: copper-clad steel; solid copper
6. Wire Range: min 14-AWG / max 10-AWG
7. Sealant Temp: -45°F to 400°F
8. Lug: tin plated high conductivity aluminum
9. Screws: zinc plated steel
10. Housing: high impact polypropylene
11. Sealant: non-hardening viscous dielectric silicone

SURFACE PIPE MARKERS

- A. Marking Posts: Marking posts shall be installed per manufacturer's instructions above the water main, in rural unpaved areas to be determined by Engineer, every 200 feet and at every valve and bend.
 1. The posts shall be "Rhino 3-Rail" or approved equal.
 2. The posts shall be blue in color and have UV stable, all-weather decals affixed that are marked with the international "No-Dig" symbol and have a highly visible white and blue warning that reads "WARNING WATER PIPELINE, BEFORE DIGGING IN THIS AREA CALL CITY OF CANON CITY WATER 719-269-9022".
 3. Decals shall measure 2-7/8" X 14".

PRECAST CONCRETE VAULT

- A. Furnish materials in accordance with City of Cañon City standards.
- B. Product Description: Pre-cast vault designed in accordance with ASTM C858, comprising modular, interlocking sections complete with accessories per City of Cañon City Standard Detail W-5C.

AIR & VACUUM VALVE VAULT

- A. Refer to City of Cañon City Standard Detail W-7

BEDDING MATERIALS

- A. Bedding installation and material shall be in accordance with the utility's specifications. All water lines shall be bedded using coarse aggregate or fine aggregate as specified in Section 02060 – Aggregate.

FLOW-FILL: AS SPECIFIED IN SECTION 02320 ACCESSORIES

- A. Concrete for Thrust Restraints, Cradles, Valve Blocking, and Encasements:
 1. Refer to City of Cañon City Standard Detail W-4 for restraint sizing.
 2. Concrete: compressive strength of 3000 psi in 28 days with maximum water to cement ratio of 0.63 by weight
 3. Provide where indicated on Drawings. Suitably support and block pipe and anchor against flotation

- A. Restraint at push-on pipe joints for ductile iron pipe (AWWA C151) and PVC pipe (AWWA C900) shall be manufactured of ductile iron conforming to ASTM A536. The restraint devices shall be coated using MEGA- BOND™.
1. A split serrated ring, with a sufficient number of heat-treated Tru-Dual inserts for gripping both ductile iron pipe and PVC pipe, shall be utilized behind the pipe bell.
 2. A split serrated ring, with a sufficient number of heat-treated Tru-Dual inserts for gripping both ductile iron pipe and PVC pipe, shall be used to grip the spigot, plain end pipe.
 3. A sufficient number of bolts shall be used to connect the bell ring and the gripping ring.
 4. The restraint shall be the Series 1500TD, as manufactured by EBAA Iron, Inc., or approved equal.

MECHANICAL JOINT RESTRAINTS

- A. PVC: Mechanical joint restraint shall be incorporated into the design of the follower gland. The restraint mechanism shall consist of a plurality of individual actuated gripping surfaces to maximize restraint capability. Glands shall be manufactured of ductile iron conforming to ASTM A536. The gland shall be such that it can replace the standardized mechanical joint gland and can be used with the standardized mechanical joint bell conforming to ANSI/AWWA C111/A21.11 and ANSI/AWWA C153/A21.53 of latest version. Twist off nuts, sized same as tee-head bolts, shall be used to ensure proper actuating of restraining devices. The restraining glands shall have a pressure rating equal to that of the pipe on which it is used. The restraining glands shall have been tested to ASTM F1674-96, be listed by Underwriters Laboratories, and be approved by Factory Mutual. The restraint shall be the EBBA Iron Series 2000PV or approved equal. Pressure rating shall be consistent with pipe pressure rating. Restraint coatings shall be consistent with manufacturer's standard.
1. Approved manufacturers.
 - a. Tyler Union series 1500/200
 - b. EBAA series 2000 pv
 - c. Ford series 1500
 - d. Sigma One Lok SLCE
 - e. Star Stargrip series 4000
 - f. SIP EZ Grip
 - g. Or Engineer's accepted substitution
- B. DUCTILE IRON PIPE: Restraint for standardized mechanical joints shall be incorporated in the design of the follower gland and shall impart multiple wedging actions against the pipe, increasing its resistance as the pressure increases. The assembled joint shall maintain its flexibility after burial and shall maintain its integrity by a controlled and limited expansion of each joint during the wedging action. Restraining glands shall be manufactured of high strength ductile iron conforming to the requirements of ASTM A536 Grade 60-42-10. Wedges shall be contoured to provide exact fit on the pipe, and shall be manufactured of ductile iron, heat treated to a hardness of 370 BHN minimum. Dimensions of the glands shall be such that they can be used with the standardized mechanical joint bell and Tee head bolts conforming to the requirements of ANSI/AWWA C111/A21.11 and ANSI/AWWA C153/A21.53 of latest

revision. Twist off nuts shall be incorporated in the design of the wedge activation screws to insure proper torque. Nuts and bolts shall be torqued to requirements of manufacturer. The mechanical joint restraining device shall have a water working pressure rating of 250 psi minimum with a safety factor of at least 2:1 against separation when tested in a dead-end situation, and shall be EBBA Iron Series 1100 Megalug Mechanical Joint Restraint or approved equal.

1. Pipe with grooved or shouldered joints for any restrained joint shall have wall thickness increased to provide the minimum wall thickness in accordance with AWWA C606
2. Approved manufacturers.
 - a. Tyler Union series 1000/1500
 - b. EBAA series 1100
 - c. Ford series 1400
 - d. Sigma One Lok SLDE
 - e. Star Stargrip series 3000
 - f. SIP EZ Grip
 - g. Or Engineer's accepted substitution

BOLTS

- A. Blue bolts
- B. General: T-Head bolts are utilized to bolt together all pipe, fittings and appurtenances
- C. Size(s): Varies depending on fitting being installed, Bolts are generally 3/4 or 5/8 inch in diameter and length varies
- D. Material: Bolts shall be manufactured from high strength, low alloy steel in accordance with ANSI/AWWA C111/A21.11.
- E. Specifications: All Tee Head bolts and nuts shall be coated with a corrosion resistant XYLAN 1424 Polytetrafluoroethylene (PTFE) Dry-Film protective coating/lubricant or fluoropolymer coating. Bolt strength shall be equal to minimum ASTM A307.

TAPPING SLEEVES

- A. Shall be constructed from 304 Stainless Steel; including shell, sidebars, lugs, bolts, nuts, and washers.
- B. Gasket shall be full circle and formed from a SBR rubber compounded for water service in accordance with ASTM D 2000 MAA 610.
- C. Flange or MJ outlet shall be stainless steel AWWA C228; and Class D ANSI 150# flange drilling pattern with gasket.
- D. Shell cutters shall have an outside diameter one-half inch (1/2") less than the nominal size of valve or fitting, unless otherwise specified.
- E. Approved tapping Sleeves:
 1. Romac "SST III"
 2. Mueller H304 Stainless Steel

3. JCM #432 or #439
4. Or Engineer's accepted substitution

VALVE BOXES

- A. Three-piece cast iron (complying with ASTM A48, Class 20A), 5 ¼ inch diameter screw type, No. 564S recommended (or others for varying depth). Minimum thickness of 3/16 inch. Box, cover, and base coated with dipping in asphalt varnish. Provide extension piece to permit 6-inch adjustment above finish grade.
- B. "WATER" shall be cast in valve box covers
- C. Bonnet required for valves 12 inches or larger.

TAPPING SADDLES

- A. Saddles shall meet or exceed ASTM A536, B633 and A563. Saddle shall meet AWWA C800 and be NSF 61 certified. PVC saddle connections shall have 2 stainless steel straps.
- B. The body shall be made of Ductile Iron conforming to ASTM A536. The inlet shall be an AWWA taper ("CC") thread. The body shall be coated with fusion bonded flexi epoxy or nylon.
- C. Approved Manufacturers.
 1. Romac 202NS
 2. Mueller DR2S
 3. JCM 406
 4. Ford FCD 202
 5. Or Engineer's accepted substitution

CORPORATIONS

- A. Ball type, CC threaded X flared. Compression may be allowed for 1-1/2" and 2".
- B. Ford, Mueller, or Engineer's accepted substitution

CURB STOPS

- A. Flared connections with threaded inlet and outlet matching service pipe material. Compression may be allowed for 1-1/2" and 2".
- B. Ford, Mueller, Or Engineer's accepted substitution

VALVE BLOCKING

- A. Solid concrete blocks, 4-inch x 8-inch x 16-inch minimum.

MECHANICAL COUPLINGS

- A. General: All mechanical couplings shall be of a gasketed, sleeve-type, with diameter to properly fit the pipe. Tolerance on pipe and coupling, together with proper bolt and gasket arrangements, shall be sufficient to ensure permanent watertight joints under all conditions.

B. Materials: Materials used in the manufacture of couplings shall be Ductile Iron or Steel in accordance to AWWA C111 and AWWA C219. Specifications: Steel couplings shall meet or exceed ASTM A283/A283M, Grade C for Carbon steel, or ASTM A666. Ductile Iron shall meet or exceed ASTM A536 Grade 65-45-12. Gaskets shall meet the requirements of ASTM D2000. External Coating. The manufacturer may supply either an asphaltic coating or a fusion bonded epoxy coating outside the fitting per AWWA C 110. Fusion bonded epoxy coating where used shall be in accordance with ANSI/AWWA C116/A21.16. Stainless steel bolts and nuts required.

C. Approved Manufacturer(s):

1. Romac 501, XR 501, 400, Macro, and Alpha series
2. JCM 241, 242
3. Hymax couplings
4. Powerseal 3501,3506 series
5. Or Engineer's accepted substitution

SECTION TOTALS

1. \$ 2,851.09

2. \$ 25,545.47

3. \$ 32,310.48

4. \$ 5,034.60

5. \$ 25,096.75

GRAND TOTAL \$ 90,838.39

(NOTES/DISCLAIMERS)



CITY OF CAÑON CITY

Water Treatment Plant

103 Tunnel Drive
Cañon City, CO 81212
(719) 269-9019

12/4/25

Invitation to Bid on
Bid # 06-26

The City of Cañon City, Colorado is soliciting sealed offers, hereinafter referred as Bids, in original to [www.bidnetdirect](http://www.bidnetdirect.com) **until 11:00 A.M, December 19, 2025, at which time bids will be opened**, for furnishing the supplies or services to the conditions herein set forth.

The city will only accept electronic submissions in response to this RFP. Electronic submissions are required to be considered for an award. To submit your Proposal online, please visit www.bidnetdirect.com/Colorado. Proposals shall be submitted in PDF format. All proposals submitted shall become the property of the City and will become public record.

Bids will be opened at the time and date indicated above and then referred to the City Council. The intended time and date for consideration of this bid to come before the City Council, the awarding agent of the city, is expected to be **6:00 PM, Monday, January 5th, 2026**.

Freight and Delivery Schedule: Items or goods shipped are to be F.O.B City of Cañon City at the department address; and, shipped items or goods are the responsibility of the bidder until received by the city. When possible, delivery should be within 30 days of any order made off the PO.

Each bidder shall furnish the information required and the unit price for each item bid must be shown. A total for each item bid must be entered. In case of an error in extension, the unit price prevails. The bid must be submitted by completing the sections below.

Add, as necessary, additional schedules, a summary cover sheet, a letter of transmittal, a general description of the proposed service or goods configuration, schedules and delivery dates for goods and services (see deliver by date requirement on first page), and any installation schedule including usage and maintenance costs.

CERTIFICATION

I guarantee that I (we) meet all the specifications contained herein and will provide the products in the quantities, minimum specifications, performance ratings and quality so described. If any product is found to be "less than" the specified quantity, performance rating or quality, the supplier will promptly correct the deficiency at supplier cost.

This quotation is submitted by: Please Print Clearly

Name of Vendor: FERGUSON

Date: 12/19/25

Fed Tax ID or SS#: 54-1211771

Address: 17655 E 25th DRIVE

City/State/Zip: AURORA / CO / 80011

Signature: John Masters

Title: SALES MANAGER

Phone: 720-859-3060 FAX _____

E-mail address: john.masters@ferguson.com

Method of Payment: Check ☒ Credit Card ☐

Fee Charged for use of Credit Card:

No ☐

Yes ☐ How much? _____

The quotation is subject to the Terms and Conditions on pages 3 and 4 and any additional pages or attachments of this Bid Form.

Terms and Conditions of the invitation for Bids:

1. Bidders are expected to examine the drawings, specifications, and schedule of delivery, visit the site, and examine all instructions; failure to do so will be at the bidder's risk.
2. All equipment shall be new and of manufacturer's current model, unless otherwise stipulated. The equipment shall be of superior quality in design, materials, and craftsmanship or a quality acceptable to the City, and suitable to the use for which it is intended.
3. Samples of items, when requested, must be furnished free of expense to the City, and if not destroyed by testing, will be returned at bidder's request and expense.
4. No bids shall be withdrawn for a period of thirty (30) days subsequent to opening of bids without the consent of the City.
5. Bidders must supply a Name/TIN (Tax Identification Number) combination on the bid. If the Contractor Federal Law does not supply a name/TIN requires the City to withhold 31 percent of the contract payment as a backup withholding.
6. Specifications - for the purpose of identification on the quality desired the reference numbers and specifications are for identification purposes and do not construe a "closed bid" however, bids shall be equal in every respect as to quality, workmanship, etc.
7. Opening of Bids, review, and award:
All bids will be opened at the time and date indicated above and then referred to the Contract Manager, or other appropriate person for technical review and evaluation. Review and evaluation of bids are normally made within 10 days from the date of opening the bids, but an extended period may be necessary to complete the technical review and submitted to the City Council of the City of Cañon City for determination of acceptance of the bid, or part thereof. If the City Council accepts a bid or bids, or any part thereof, a signed Purchase order, Contract or other written Award will be made as soon thereafter as practical.
The time from opening date of bids to issuance of, the award usually will not exceed 30 days, but-may, at the sole discretion of the City of Cañon City. The intended time and date for consideration of this bid to come before the City Council is noted on page 1.
8. Bidders shall submit to bidnetdirect.com for any pre-bid clarification they may require. If clarification is required and an addenda to this Request for Bids is necessary, an added addendum will be created in bidnet.
9. After action by the City Council, the successful bidder or bidders will be notified. In submitting a bid, please indicate the payment methods available to the City.
10. The contents of this Invitation to Bid and the commitments made in response to this bid will form part of the final contract for items or services.
11. The City of Cañon City disclaims any liability of any kind for any costs or expense the Bidder may incur in the bid or bidding process.

12. Rejection of bids: The City of Cañon City reserves the right to (1) award bids received on the basis of individual items, or groups of items, or an entire list of items; (2) to reject any or all bids, or any part thereof; (3) to waive any informality in the bids; and (4) to accept the bid that is in the best interest of the City of Cañon City.

13. Preference for "locally established business firms" within Fremont County, as bidders. In purchases by the City of Cañon City, quality being equal, preference shall be given to local bidders (City of Cañon City Resolution No. 4, Series of 1976).

"...NOW THEREFORE, BE IT RESOLVED BY THE COUNCIL OF CAÑON CITY, that a variance of 5% shall be allowed in favor of local business firms, corporations or individuals on all contract bids".

14. Price changes: The City of Cañon City requires price protection during the period of contract performance. Pricing information: The City of Cañon City requires identification of all costs for items or services, (including installation, training, and documentation's) and when stipulated requests for descriptions of alternative payment methods available to the City.

15. The successful bidder shall indemnify and save harmless the City of Cañon City against all claims for royalties, patents, copyrights or licenses or suits for infringement thereon which may be involved in the manufacture or use of materials, items, goods, supplies or services to be furnished.

16. The bid price shall be exclusive of any Federal, State or Local taxes from which the City is exempt. A certificate of Registration No. 98-03203 has been issued to the City of Cañon City to conduct tax-free transactions under Chapter 32 of the Internal Revenue Code.

17. Final payment for all work and/or items, goods, supplies is contingent upon final inspection, acceptance by the City and legal publication of final settlement, when necessary.

18. Include list price sheets for all categories within the sections (If no list pricing is available on the manufactures website) listed below and include a multiplier for sections requiring both. Multiplier price must match up with the actual quotes given on the items that are listed. Also all price sheets with multipliers must be submitted with the original bid at the time of opening.

19. Bids may be awarded by section or as a single overall bid. Recommendation of bid award will be made by the Contract Manager.

20. All sections as well as every item listed in each section of the bid document must be complete with pricing to be considered for an overall bid award. All items listed in an individual section must be complete with pricing to be considered for an award of bid for a specific section.

21. Fittings: Ductile iron, compact, AWWA C153. Fittings shall have a pressure rating no less than that of adjoining pipe.

22. All angle meter stop ball valves and angle dual check valves shall be Ford only.

23. All corporation stops and curb stops shall be Ford or Mueller only.

24. All other service fittings may be Ford, Mueller, or A.Y. McDonald.

25. All items purchased that are damaged or defective will be warranted from the vendor that supplied the product.

26. Agreement may be extended for three (3) additional one-year terms, if, and only if, both parties agree to EITHER "NO PRICE INCREASE" or a price increase at the beginning of each renewal term, not to exceed the Denver area Consumer Price Index for the current year of the Price Agreement.

27. All bid prices are final and will be held firm until December 31, 2026, Total cost per item should be F.O.B. Canon City. No changes in pricing will be allowed due to shipping or freight charges unless authorized by the City.

PLEASE NOTE ALL CONDITIONS AND SPECIFICATIONS THAT FOLLOW

Water Stock Items

Section I – Brass Fittings (NO LEAD) Meter Pits, Copper Tubing

Size	Description	Unit Price
3/4"	ANGLE METER STOP BALL VALVE –(Ford BA23-332W NL)	_____
3/4"	ANGLE DUAL CHECK VALVE –(Ford HHA32-323 NL)	_____
1"	ANGLE METER STOP BALL VALVE (Ford BA23-444W NL)	_____
1"	ANGLE DUAL CHECK VALVE (Ford HA32-444 NL)	_____
3/4"	FLARE X FLARE BALL CURBSTOP	_____
3/4"	FIP X FLARE BALL CURBSTOP	_____
3/4"	BALL CORPORATION STOP 3/4 cc x 3/4 Flare	_____
1"	BALL CORPORATION STOP 1" cc x 1" Flare	_____
1"	FIP X FLARE CURBSTOP	_____
1"	FIP X FIP BALL VALVE CURB STOP	_____
1"	FLARE X FLARE CURBSTOP	_____
1 1/4"	FLARE X FLARE CURBSTOP	_____
1 1/2"	FIP X FIP BALL CURBSTOP	_____
1 1/2"	FLARE X FLARE BALL CURBSTOP	_____
2"	FIP X FIP BALL VALVE CURB STOP	_____
2"	FLARE X FLARE CURBSTOP	_____
3/4"	FLARE X FLARE 3 PART UNION	_____
1"	FLARE X FLARE 3 PART UNION	_____

Section I Continued – Brass Fittings, Copper Tubing, Meter Pits

Size	Description	Unit Price
3/4" COPPER TUBING TYPE "K"		_____ per ft
1" COPPER TUBING TYPE "K"		_____ per ft
1 1/4" COPPER TUBING TYPE "K"		_____ per ft
1 1/2" COPPER TUBING TYPE "K"		_____ per ft
2" COPPER TUBING TYPE "K"		_____ per ft
Meter pits 20X24X30" (Bullet Style) Sigma RMP202430-FB-W or equivalent		_____
Traffic rated meter pit top <u>Castings only!</u> Body-50 lb. W32B20CI H-20 rated heavy duty lid 21 lb. W32TLHCI w/2" hole Plastic inner lid INLP 2"		_____

TOTAL SECTION I \$ _____

Please include list price sheet/s with multiplier for any manufactures quoted. The City of Canon City will accept Ford, Muller, or AY McDonald brass products; Except for items noted Ford or Mueller Only. See attached Specifications!!!

Section II –Fire Hydrants & Extensions W/O ACCESSORIES

6”X 4’ Bury Fire Hydrant _____

6”X 4’6” Bury Fire Hydrant _____

6”X 5’ Bury Fire Hydrant _____

6”X 5’6” Bury Fire Hydrant _____

6”X 6’ Bury Fire Hydrant _____

6”X 6’6” Bury Fire Hydrant _____

6”X 7’ Bury Fire Hydrant _____

AVK Hydrant Ext. Kits _____

5 ¼” 6” length _____

5 ¼” 12” length _____

5 ¼” 1’6” length _____

5 ¼” 2’ length _____

AVK traffic repair kit _____

Centurion Hydrant Ext. Kits _____

5 ¼” Centurion 6” Length _____

5 ¼” Centurion 12” Length _____

5 ¼” Centurion 1’6” Length _____

5 ¼” Centurion 2’ Length _____

Mueller traffic repair kit _____

TOTAL SECTION II \$ _____

See Specifications!!!

Section III – Valves W/O ACCESSORIES

Size	Description	Unit Price
3" M.J. RESILIENT SEATED GATE VALVE		_____
4" M.J. RESILIENT SEATED GATE VALVE		_____
6" M.J. RESILIENT SEATED GATE VALVE		_____
8" M.J. RESILIENT SEATED GATE VALVE		_____
10" M.J. RESILIENT SEATED GATE VALVE		_____
12" RESILIENT SEATED GATE VALE		_____
12" M.J. BUTTERFLY VALVE		_____
14" M.J. BUTTERFLY VALVE		_____
16" M.J. BUTTERFLY VALVE		_____
20" M.J. BUTTERFLY VALVE		_____
24" M.J. BUTTERFLY VALVE		_____

TOTAL SECTION III \$ _____

SEE SPECIFICATIONS!!!

Section IV –MJ Accessories, mega lugs, bell joint restraints & MJ Fitting w/o Accessories, Valve Box

Size	Description	Unit	Price
3" X 12" MJ SOLID SLEEVE	_____		
4" MJ 90 DEGREE ELL	_____		
4"X4"X4" MJ TEE	_____		
4"X4" flange 90	_____		
4"X4"X4" Flange Tee	_____		
4" X 6' Flange X Plain End	_____		
4" MJ 45 DEGREE ELL	_____		
4" X 2" MJ CAP	_____		
4" MJ SOLID PLUG	_____		
4" X 2" MJ PLUG	_____		
4" MJ CUT-IN SLEEVE	_____		
4" X 12" MJ SOLID SLEEVE	_____		
6" MJ 11 1/4 DEGREE BEND	_____		
6" MJ 22 1/2 DEGREE BEND	_____		
6" MJ 90 DEGREE BEND	_____		
6" MJ 45 DEGREE BEND	_____		
6" Flange Tee	_____		
6"X6" flange 90	_____		
5 1/4" VALVE BOX TOP SCREW TYPE w/o Lid (26 in.)	_____		
5 1/4" VALVE BOX TOP SCREW TYPE w/o LID (16 in.)	_____		
5 1/4" VALVE BOX TOP SCREW TYPE w/o LID (10 in.)	_____		
5 1/4" VALVE BOX BOTTOM SCREW TYPE w/o Lid (36 in.)	_____		
5 1/4" VALVE BOX BOTTOM SCREW TYPE w/o Lid (24 in.)	_____		
5 1/4" VALVE BOX BOTTOM SCREW TYPE w/o Lid (15 in.)	_____		

2 FT. VALVE BOX EXTENSION SCREW TYPE	_____
18" VALVE BOX EXTENSION SCREW TYPE	_____
5 1/4" STANDARD DROP IN LID	_____
2" X 5 1/4" VALVE BOX RISERS w/o LID	_____
1" X 5 1/4" VALVE BOX RISERS w/o LID	_____
4" Series 1500 MJ restraint for DI/PVC	_____
6" Series 1500 MJ restraint for DI/PVC	_____
8" Series 1500 MJ restraint for DI/PVC	_____
10" Series 1500 MJ restraint for DI/PVC	_____
12" Series 1500 MJ restraint for DI/PVC	_____
14" Series 1500 MJ restraint for DI/PVC	_____
4" BELL JOINT RESTRAINT for DI/PVC	_____
6" BELL JOINT RESTRAINT for DI/PVC	_____
8" BELL JOINT RESTRAINT for DI/PVC	_____
12" Bell JOINT RESTRAINT for DI/PVC	_____
<u>MJ Accessory kits (MJ gasket and blue bolts)</u>	
4"	_____
6"	_____
8"	_____
12"	_____
20"	_____
24"	_____

TOTAL SECTION IV \$ _____

Please submit list price sheets with multipliers for all categories listed above. See Specifications!!! MJ RESTRAINTS 4-24" DUAL WEDGE PVC/DI COMPATIBLE. BJR 4-12" PVC/DI COMPATIBLE FORD UFR1390 OR EQUIVALENT.

Section V – Repair Clamps, Saddles , Tapping Sleeves & couplings

Unit		
Size	Description	Price
4” repair clamp 7 ½”	_____	
4” repair clamp 12”	_____	
4” repair clamp 20”	_____	
6” repair clamp 7 ½”	_____	
6” repair clamp 12”	_____	
6” repair clamp 20”	_____	
8” repair clamp 7 ½”	_____	
8” repair clamp 12”	_____	
8” repair clamp 20”	_____	
4” repair clamp 12” W/3/4” cc	_____	
6” repair clamp 12” W/3/4” cc	_____	
8” repair clamp 12” W/3/4” cc	_____	
6” tapping sleeve W/4” MJ OUTLET	_____	
8” tapping sleeve W/4” MJ OUTLET	_____	
8” tapping sleeve W/6” MJ OUTLET	_____	
12” tapping sleeve W/4” MJ OUTLET	_____	
12” tapping sleeve W/6” MJ OUTLET	_____	
12” tapping sleeve W/8” MJ OUTLET	_____	
14” tapping sleeve W/6” MJ OUTLET	_____	
14” tapping sleeve W/8” MJ OUTLET	_____	
16” tapping sleeve W/6” MJ OUTLET	_____	
16” tapping sleeve W/8” MJ OUTLET	_____	
16” tapping sleeve W/12” MJ OUTLET	_____	
20” tapping sleeve W/6” MJ OUTLET	_____	

Size	Description	Price
------	-------------	-------

Tapping Saddles With 1/2" thru 1"cc Double strap SS with epoxy

4" tapping saddle	_____
6" tapping saddle	_____
8" tapping saddle	_____
12" tapping saddle	_____
20" tapping saddle	_____

Extended Range Transition Couplings

4" transition coupling	_____
6" transition coupling	_____
8" transition coupling	_____
10" transition coupling	_____
12" transition coupling	_____
14" transition coupling	_____

Extended Range Coupling Restrained (Romac Alpha/Hymax Grip/Approved equivalent)

4"	_____
6"	_____
8"	_____
12"	_____

SECTION V TOTAL \$ _____**See Specifications!!!**

MULTIPLIER BY CATEGORY

<u>DESCRIPTION</u>	<u>MANUFACTURER</u>	<u>MULTIPLIER/PRICE</u>
A. FORD (Brass)		
B. MUELLER (Brass)		
C. A.Y.McDONALD (Brass)		
2. METER PITS Plastic		
3. Meter Domes		
4. VALVE BOXES HD screw type		
5. MJ FITTINGS W/O ACC.		
6. FLANGE FITTINGS W/O ACC		
7. MECHANICAL JOINT RESTRAINTS (Dual Rated 4-24")		
9. BELL JOINT RESTRAINTS (Dual Rated to 4- 12" PVC & DI		
10. REPAIR CLAMPS		
11. TAPPING SLEEVES		
12. SERVICE SADDLES		
14.EXTENDED RANGE COUPLINGS		

ALL MULTIPLIERS MUST CORRESPOND WITH ACCUAL PRICES ON BID SHEETS.

CONDITIONS AND SPECIFICATIONS

CONDITIONS

1. All gaskets, bolts, followers and appurtenances shall be supplied with all articles unless noted.
2. All articles which states copper flare shall include flare nuts.
3. All items must meet the attached specifications.
4. All articles not listed in the descriptions or specifications must be pre-approved by the Contract Manager.
5. All articles will be F.O.B.; 1525 S. Ninth St., Cañon City, Colorado 81212.
6. Bid may be awarded by section or by total bid to the lowest bidder, unless bidder cannot meet specifications or supply product in a timely manner.

SPECIFICATIONS

CITY OF CAÑON CITY SPECIFICATIONS FOR DRY-BARREL FIRE HYDRANTS

Specific Requirements

- A. All hydrants shall be open left with directional arrow.
 - B. Hydrant nozzles shall consist of two 2-1/2" hose nozzles and one 5" pumper nozzle threads shall be National standard (NST).
 - C. Hydrant body shall be red while caps shall be white reflective.
- Operation nut and nozzle cap wrench nuts shall be national standard 1-1/2" pentagon

1. General

- A. Fire Hydrants shall meet or exceed AWWA C502; latest revision.
- B. Hydrants shall be manufactured and tested in an ISO 9001 certified facility located within the United States.
- C. Fire hydrants shall be listed by Underwriters Laboratories Inc.
- D. Fire hydrants shall be approved by Factory Mutual.
- E. Fire hydrants shall be rated for a working pressure of 250 PSI. (1725 kPa).
- F. Fire hydrants shall be of the compression type, opening against system pressure and closing with system pressure.
- G. To help prevent cross-threading a Higbee cut (blunt start) will be provided on the lead thread of the outlet nozzles, nozzle caps, seat ring, drain ring, and thrust nut

2. Main Valve and Drains

- A. The main valve shall be of one-piece construction and completely encapsulated with EPDM.
- B. Fire hydrants shall have a minimum 5-1/4" main valve opening.
- C. The EPDM shall be permanently vulcanized to the main valve.
- D. The hydrant shall be equipped with threaded drains capable of being plugged internally without digging up the hydrant.
- E. The main valve shall provide complete closing of the drains after 4 to 5 turns of the operating nut in the opening direction.
- F. During the initial stages of opening the drains shall momentarily flush outward, to remove any debris in the drain ports, in order to provide complete draining upon closing of the hydrant main valve.
- G. The Drain Ring assembly shall be replaceable without removing the hydrant from the connecting pipe or having to dig.

3. Stems

- A. Upper hydrant stems shall be made of stainless steel.

4. Operating Nut

- A. Operating nuts shall be one-piece bronze design with upper and lower anti-friction washers for ease of operation. A protective weathershield shall be installed over the operating nut.

5. Nozzles

- A. Nozzles shall be of the ¼ turn bayonet lug style, secured with a stainless steel locking screw, allowing ease of change in case of damage to the nozzle.
- B. Storz nozzles, if used, shall be made of bronze.
- C. Nozzle thread type shall be as specified by the end user.

6. Lubrication

- A. The lubrication reservoir shall be cast as part of the bonnet, creating a watertight cavity without the use of gaskets.
- B. A lubrication port shall be provided for application of lubricant without disassembly of the bonnet section. The reservoir shall be filled with NSF/FDA approved food grade grease or oil at the manufacturer's facility.
- C. Valve stem seals shall be an o-ring type with not less than two o-rings below the thrust nut and two o-rings above the thrust nut.
- D. If an o-ring groove is cut into the stem the diameter of the groove shall not be less than the root diameter of the stem threads.
- E. O-rings and gaskets shall be made of an NBR rubber to help prevent the effects of permeation.

7. Protective Coatings

- A. All ferrous parts, except the lower barrel and those parts made of stainless steel shall be fusion-bonded epoxy coated and lined. All epoxy coatings shall meet the requirements of ANSI/AWWA C550 (latest edition).
- B. The lower barrel shall be bitumen coated both internally and externally
- C. A bury line shall be marked on the lower barrel below the break flange to indicate proper installation depth. Bury depth will be clearly stenciled on the standpipe section.

8. Shoe

- A. End connections shall be Mechanical Joint AWWA C111.

9. Break Flange and Couplings

A. All fire hydrants provided with the break-off feature should be of the traffic breakaway type and allow 360-degree rotation of the hydrant to position the pumper nozzle in desired direction.

10. Warranty

- A. All fire hydrants shall be covered by the manufacture's 10-year limited warranty on manufactures defects and labor costs for replacement.

Approved Manufactures

AVK 2780 Nostalgic
Mueller Centurion 200

SPECIFICATION FOR RESILIENT SEATED GATE VALVES AND TAPPING VALVES

Specific Requirements

Gate valves shall be open left, resilient seated, manufactured to meet or exceed the requirements of AWWA C515 or latest revision and in accordance with the following specifications

1. General.
 - A. The valve shall be a ductile iron body and bonnet as specified. The valve shall be non-rising stem resilient seated, with an AWWA standard 2" square operating nut.
 - B. Valves shall comply with AWWA C515 except where modified and/or augmented in these specifications.
 - C. All bolting shall be stainless steel AISI grade 304. If nuts are used on the bolts the nuts shall be 304 stainless steel and the bolt threads shall be coated with an anti-galling compound.
 - D. Valves shall be certified to the requirements of ANSI/NSF 61.
 - E. Valves shall be certified to comply with the low lead requirements of the Safe Drinking Water Act, NSF 372 or NSF 61 Annex G.
 - F. 304 Stainless Steel Bonnet Bolts shall be fully isolated and protected to never come in contact with water or soil.

2. Resilient wedge.
 - A. The valve wedge shall be ductile iron, fully encapsulated with EPDM rubber, and shall be capable of a drip-tight shutoff with flow in either direction.
 - B. The valve wedge shall have a fixed copper alloy wedge to withstand higher torque loads and reduce vibration.
 - C. The EPDM shall be permanently vulcanized to the gate.
 - D. There shall be no exposed, uncoated iron.

3. Stems

- A. Valve stems shall be made of stainless steel with minimum yield strength of 50,000 psi
- B. Stems shall be provided with separate or integral bronze thrust collars.
- C. Stainless steel stems shall contain a minimum of 16% chrome.

4. Seals and Gaskets

- A. Valve stem seals shall be an o-ring type with not less than one o-ring below the thrust collars and two o-rings above the thrust collars.
- B. If an o-ring groove is cut into the stem the diameter of the groove shall not be less than the root diameter of the stem threads.
- C. O-rings and gaskets shall be made of an NBR rubber to help prevent the effects of permeation.
- D. Bonnet gaskets shall be an o-ring type that completely encircles each individual bonnet bolt so that the bolts are isolated from the internal or external environment.

5. Protective Coatings

- A. All exposed ferrous surfaces shall be coated with a fusion bonded epoxy in accordance with AWWA C550.
- B. Interior Coating shall be coated with fusion-bond epoxy powder coating and be certified "Holiday-Free" per ASTM G62.
- C. Gate Valves shall be identified as Certified to be both AWWA C550 and Holiday-Free internal coating via an exterior label indicating the product is protected by VeloCorr™.
- D. Exterior Coating of exposed ferrous surfaces shall be coated to meet the requirements of AWWA C550 with Electrostatically applied fusion bonded epoxy.

6. End Connections.

- A. End Connections shall be either Mechanical Joint.
Mechanical joints shall comply with the requirements of AWWA C111.
- B. Mechanical joint slots shall have anti-rotation saddles for T-bolt heads to rest in.

7. Warranty

- A. All gate valves shall be covered by a Manufacturer's 10 Year Limited Warranty on manufacturers defects and labor costs for replacement.

SPECIFICATIONS FOR BUTTERFLY VALVES

Specific Requirements

All BFV's shall be bidirectionally tested with test results provided. Non-rising stem open left with 2" square operating nut.

All BFV's must accommodate C-900 DR-14, 18, and 25 pipe without the need to bevel the inside of the pipe for proper valve operation.

1. General.

- A. This specification shall apply to Class 150 and Class 250 butterfly valves
- B. Valves shall be designed, manufactured, and test in accordance with AWWA C504.
- C. Valves shall be certified to the requirements of ANSI/NSF 61.
- D. Valves shall be certified to comply with the low lead requirements of the Safe Drinking Water Act, ANSI/NSF 372.
- E. Manufacturer shall be ISO 9001 and ISO 14001 Certified.

2. General Design.

- A. The butterfly valve shall be of concentric design.
- B. The valve shall seal at the rated pressure in both directions.
- C. The valve body shall be ductile iron, ASTM A536 65-45-12.
- D. The valve disc shall be ductile iron, ASTM A536 65-45-12. The disc shall be designed to minimize head loss.
- E. The valve stems shall be of the stub type design. The materials shall be 17-4PH (ASTM A564, Type 630) stainless steel for Class 150 and Class 250 valves.
- F. All stem seals shall be O-rings. All O-rings shall be replaceable without requiring that the stem be removed from the valve.
- G. The rubber seat shall be EPDM. The rubber seat shall be vulcanized to the valve body.
- H. The resilient seat mating surface shall be a Ni-Cu7 alloy.
- I. The bearings shall be sleeve type, PTFE impregnated copper with steel backing.
- J. Thrust bearings shall be provided on butterfly valves 14-inch and larger and shall be adjustable.
- K. The valve disc shall be rigidly connected to the driving stem by a hexagonal shape and screw.
- L. All bolting and hardware shall be stainless steel.
- M. There shall be no exposed, uncoated iron in the interior or exterior of the valve.

3. Actuator

- A. The valve actuator shall conform to AWWA C504. It shall be designed to hold the valve in any intermediate position without creep or fluttering.
- B. The actuator shall be able to withstand a 450-ft-lb input torque.

4. Protective Coatings

- A. All exposed ferrous surfaces shall be coated with an epoxy in accordance with AWWA C550.

5. End Connections.

- A. End Connections shall be either Mechanical Joint or Flanged.
- B. Mechanical and Push-On joints shall comply with the requirements of AWWA C111.
- C. Flanged ends shall comply with ASME B16.42, class 150.

7. Warranty

A. All butterfly valves shall be covered by a Manufacturer's 1 Year Limited Warranty on manufacturers defects and labor costs for replacement.

- A. AWWA C151 and C104, Pressure Class 350, exceptions by Engineer may include Class 51 or 52.
- B. Fittings: Ductile iron, compact, AWWA C153. Fittings shall have a pressure rating no less than that of adjoining pipe.
 - 1. Approved Manufacturers:
 - a. Tyler Union
 - b. Star
 - c. Sigma
 - d. Sip
 - e. Or Engineer's accepted substitution
- C. Joints: AWWA C110, C111, and C153, rubber gasket, mechanical joint restraints ("Mega-lug", retainer gland) for all connections to valves and fittings. Shall have a pressure rating no less than that of adjoining pipe
 - 1. Gaskets shall be neoprene or other synthetic rubber (SBR). Natural rubber is not acceptable.
- D. Jackets: AWWA C105 polyethylene jacket, half lapped, 8 mil (0.008 inch), polyethylene tape.
- E. Coatings & Linings: AWWA C104, cement-mortar lining, bituminous seal coating.
- F. Size:
 - 1. Except for permanent cul-de-sacs of less than 500 feet in length, the minimum size of any new water main within the distribution system shall be eight (8) inches in diameter.
 - 2. In streets that have a permanent cul-de-sac less than 500 feet in length, the Engineer may authorize a water main that is six (6) inches in diameter.
 - 3. In location where the Engineer determines that a water main must be larger than eight (8) inches in diameter, the water main shall be of such size as specified by the Engineer or according to the City's Master Plan.
 - 4. Larger sizes shall be required as needed to provide proper distribution flow, pressure, and fire protection.

- G. Use/Location: Shall be polyethylene encased to AWWA C105 at all locations north of Arkansas River and south of Arkansas River when aggressive or “hot” soils are shown to exist.

COPPER TUBING: ATSM B88, TYPE K, ANNEALED

- A. Fittings: Flared.
- B. Joints: Flared.
- C. Size: $\frac{3}{4}$ inch minimum.
- D. 1 $\frac{1}{2}$ inch – 2 inch If approved by the water superintendent, service lines can be rigid copper w/ silver solder connections or DR9 CTS blue Poly with the proper stiffener. Mueller 110 Compression or Ford Grip joint may also be used after tubing has been re-rounded.

PVC PIPE

- A. AWWA C900 (DR-14, DR18, DR-21, & DR-25)
- B. Marking: Identification markings on pipe shall conform to AWWA C900
- C. Fittings: AWWA C111, cast iron, wrapped. Fittings shall have a pressure rating no less than that of adjoining pipe.
- D. Joints: ASTM D3139 compression gasket ring, AWWA C153 and C900, mechanical joint restraints (“Mega-lug”) for all connections to valves and fittings.
- E. Jackets: Fittings and valves only, AWWA C105 polyethylene jacket, half lapped, 8 mil (0.008 inch), polyethylene tape.
- F. Size:
 - 1. Except for permanent cul-de-sacs of less than 500 feet in length, the minimum size of any new water main within the distribution system shall be eight (8) inches in diameter.
 - 2. In streets that have a permanent cul-de-sac less than 500 feet in length, the Engineer may authorize a water main that is six (6) inches in diameter.
 - 3. In location where the Engineer determines that a water main must be larger than eight (8) inches in diameter, the water main shall be of such size as specified by the Engineer or according to the City’s Master Plan.
 - 4. Larger sizes shall be required as needed to provide proper distribution flow, pressure, and fire protection.
- G. Thickness: DR-18 for sizes 6 inch – 12 inch or DR-14 when static pressure exceeds 100 psi, DR-25 for sizes greater than 12 inch or DR-18 when static pressure exceeds 100 psi.
- H. Use/Location: Allowed for use in entire system.

HDPE PIPE

- A. ASTM D3350 and AWWA C901 or AWWA C906
- B. Pipe:
 - 1. Pipe shall be made of HDPE material with a minimum material designation code of PE 4710 and with a minimum cell classification of 445474C. The polyethylene compound shall be suitably protected against degradation by ultraviolet light by means of carbon

black of not less than 2 percent. The manufacture of the HDPE resin shall certify the cell classification indicated.

- C. Pipe sizes 3" and large shall have a manufacturing standard of ASTM F 714, while pipe smaller than 3" shall be manufactured to the dimensional requirements listed in ASTM D 3035. Dimension Ratio (DR) and Outside Diameter (IPS/DIPS) shall be as specified on plans.
- D. Pipe shall meet AWWA C901 (1/2" to 3") or AWWA C906 (4" to 63") and shall be listed as meeting NSF-61. Pipe shall have a manufacturing standard of ASTM F714 and be manufactured by an ISO 9001 certified manufacturer.
- E. All pipes and fittings shall be suitable for use as pressure conduits and have a nominal burst value of three and one-half times the Working Pressure Rating (WPR) of the pipe and/or fitting
- F. When required by the owner, pipe shall be color coded for the intended service. The color coding shall be permanently co-extruded stripes on the pipe outside surface as part of the pipe's manufacturing process. Color coding shall be as follows:
 - 1. Sewer – green
 - 2. Potable Water – blue
 - 3. Non-Potable Water – purple
- G. Fittings:
 - 1. All fittings shall be PE 4710 HDPE, minimum Cell Classification of 445574C/E as determined by ASTM D3350 and approved for use by AWWA.
 - 2. All fittings shall be of the same base resin as the pipe.
 - 3. All fittings shall have a working pressure rating equal to the pipe unless otherwise specified in the plans.
 - 4. All fittings shall be homogeneous throughout and free of visible cracks, holes, foreign inclusions, voids, or other injurious defects.
 - 5. Butt Fusion Fittings: Fittings shall be made of HDPE material with a minimum material designation code of PE 4710 and with a minimum Cell Classification as noted in 2.1.A. Fittings shall have a minimum pressure rating equal to or greater than the pipe to which they are joined unless otherwise specified on the plans or accepted by owner/engineer. All fittings shall meet the requirements of AWWA C901 or C906.
 - a. Molded fittings shall comply with the requirements of ASTM D3261.
 - 6. All fabricated elbows, tees, reducing tees and end caps shall be produced and meet the requirements of ASTM F2206, as manufactured by ISCO Industries, Inc or other approved manufacturer holding an ISO 9001 quality system certificate. Each fitting will be marked per ASTM F2206 section 10 including the nominal size and fitting EDR, which will meet or exceed the pipe DR identified for the project. Fabricated fittings shall be manufactured and pressure tested using an approved data logger to record fusion pressure and temperature and shall be stamped with unique joint number that corresponds to the joint report. A graphic representation of the temperature and pressure data for all fusion joints made producing fittings shall be maintained for a minimum of 5 years as part of the quality control and will be available upon request of owner. Test results to validate ASTM F2206 section 7.3 and 9 shall be provided to owner or owner's representative upon request.
 - 7. Socket fittings shall meet ASTM D2683.
 - 8. Electrofusion Fittings: Fittings shall be made of HDPE material with a minimum material designation code of PE 4710 and with a minimum Cell Classification as noted in 2.1.A.

Electrofusion Fittings shall have a manufacturing standard of ASTM F1055. Fittings shall have a minimum pressure rating equal to or greater than the pipe to which they are joined unless otherwise specified on the plans. For potable water systems, all electrofusion fittings shall have AWWA approval.

9. Bolted Connections: Flanges and MJ Adapters shall be fused onto the pipe and have a minimum pressure rating equal to or greater than the pipe unless otherwise specified on the plans.
 10. Metallic back-up rings (Van-Stone style lap joint flanges) shall have a radius on the inside diameter of the bore so as to be compatible with HDPE Flanges. Back up rings shall have bolt pattern that will mate with AWWA C207 Class D (generically known as 150-pound patterns).
 11. Flange assemblies shall be assembled and torqued according to PPI TN-38, "Bolt Torque for Polyethylene Flanged Joints."
 12. Where shown on the drawings, 4" and larger transitions to mechanical joint fittings and valves shall be accomplished using a MJ Adapter with kit. The D.I./HDPE mechanical joint adaptor shall consist of an HDPE mechanical joint transition fitting, rubber gasket, a mechanical joint backup drive ring, and Corten mechanical joint tee bolts.
 13. Mechanical Fittings: The use of mechanical coupling and saddles shall be approved by the owner or engineer prior to installation. Mechanical Fittings shall be designed for use and compatible with HDPE pipe, including SS stiffeners when required by manufacturer. Mechanical fittings shall have a pressure rating equal to or greater than the pipe.
- H. Detectable Marker Tape: Plastic marker tape shall be 5 mil minimum thickness with a solid aluminum core of .35mil minimum thickness and a minimum width of 2". The background of the tape shall be colored based on pipe service with black lettering continuously printed. Marker tape shall have a minimum 35 lbs./inch tensile strength. The installation of the tape shall be at 18 inches below finish grade.
- I. Tracer Wire: All HDPE pipe 4" and greater shall be installed with an extra high-strength, copper clad steel tracer wire as specified in Section 02512, under PIPE MARKERS. This wire shall be continuous and brought up in the valve boxes at the ends of each line segment with splices made only by methods per the equipment manufacturer's recommendation. All miscellaneous splicing components shall be furnished and installed by the Contractor.
- J. Fusion Equipment Requirements:
1. Butt fusion equipment must be in satisfactory working order and the hydraulic system must be leak free. Heater plates shall be free from scrapes, gouges, and have a consistent clean coated surface. The pressure gage and thermometer should be checked for accuracy. When requested by the owner, records showing a maintenance service/inspection within 3 months prior to use for this project shall be provided.
 2. Electrofusion Processors shall be maintained and calibrated per manufacturer's requirements and recommendations.
- K. Approved Suppliers:
1. All Pipe, Fittings, and Fusion Equipment shall be provided by one supplier. Approved suppliers are ISCO Industries, Inc. or approved equal.
- D. Approved Manufacturers:

- A. All fittings and valves shall be manufactured in the U.S.A. in accordance with AWWA C800 and meet the following:
1. Any brass part of the fitting or valve in contact with potable water shall be made of a “No-Lead Brass”, defined for this specification as UNS Copper Alloy No. C89520 or C89833 in accordance with the chemical and mechanical requirements of ASTM B584 and AWWA C800. This “No- Lead Brass” alloy shall not contain more than nine one hundredths of one percent (0.09% or less) total lead content by weight.
 2. Any Brass part of the fitting or valve not in contact with potable water shall be made of 85-5-5-5 brass as defined for this specification as UNS Copper Alloy C83600 per ASTM B62, ASTM B584 and AWWA C-800
 3. All brass fittings and valves shall be certified by an ANSI accredited test lab per NSF/ANSI Standard 61, Drinking Water Components – Health Effects, Section 8 or NSF/ANSI Standard 372, Drinking Water System Components – Lead Content. Proof of certification is required.
 4. Brass fittings and valves shall comply with the United States Of America Safe Drinking Water Act, and the U.S. Environmental Protection Agency.
 5. All brass fittings and valves shall have the manufacturer’s name or trademark permanently stamped or cast on it. Another marking identifying the “no lead” brass alloy, e.g., ‘NL’, shall be cast or permanently stamped on the fitting or valve.

UNDERGROUND PIPE MARKERS

- A. Provide tracer wire for all pipe regardless of pipe material.
- B. Tracer Wire: shall be a #12 AWG (0.0808” diameter) fully annealed, high carbon 1055 grade steel, high strength solid copper clad steel conductor (HS-CCS), insulated with a 30 mil, high-density, high molecular weight polyethylene (HDPE) insulation, and rated for direct burial use at 30 volts.
1. HS-CCS conductor must be at 21% conductivity for locating purposes.
 2. Break load of 452 lbs.
 3. HDPE insulation shall be RoHS compliant and utilize virgin grade material. Insulation color shall meet the APWA color code standard for identification of buried utilities.
 4. Manufacturers supplying copper clad steel tracer wire must have available detailed performance data including 5 years of underground testing in terms of durability related to damage of protective insulation and effects of potential corrosion of the specific copper clad steel used. Origin of copper clad steel manufacturer is required and steel core must be manufactured in the United States. If manufacturer has not completed 5 year corrosion testing, a 5-year warranty must be provided.
 5. Tracer wire shall be Copperhead® High Strength HS- CCS HDPE 30 mil or pre-approved equal.
- C. Tracer Wire Test Stations:
1. Part #: 3WB-01
 2. Max voltage: 50V

3. Size: 1.138" x 1.617"
4. Color: Blue only
5. Wire Type: copper-clad steel; solid copper
6. Wire Range: min 14-AWG / max 10-AWG
7. Sealant Temp: -45°F to 400°F
8. Lug: tin plated high conductivity aluminum
9. Screws: zinc plated steel
10. Housing: high impact polypropylene
11. Sealant: non-hardening viscous dielectric silicone

SURFACE PIPE MARKERS

- A. Marking Posts: Marking posts shall be installed per manufacturer's instructions above the water main, in rural unpaved areas to be determined by Engineer, every 200 feet and at every valve and bend.
 1. The posts shall be "Rhino 3-Rail" or approved equal.
 2. The posts shall be blue in color and have UV stable, all-weather decals affixed that are marked with the international "No-Dig" symbol and have a highly visible white and blue warning that reads "WARNING WATER PIPELINE, BEFORE DIGGING IN THIS AREA CALL CITY OF CANON CITY WATER 719-269-9022".
 3. Decals shall measure 2-7/8" X 14".

PRECAST CONCRETE VAULT

- A. Furnish materials in accordance with City of Cañon City standards.
- B. Product Description: Pre-cast vault designed in accordance with ASTM C858, comprising modular, interlocking sections complete with accessories per City of Cañon City Standard Detail W-5C.

AIR & VACUUM VALVE VAULT

- A. Refer to City of Cañon City Standard Detail W-7

BEDDING MATERIALS

- A. Bedding installation and material shall be in accordance with the utility's specifications. All water lines shall be bedded using coarse aggregate or fine aggregate as specified in Section 02060 – Aggregate.

FLOW-FILL: AS SPECIFIED IN SECTION 02320 ACCESSORIES

- A. Concrete for Thrust Restraints, Cradles, Valve Blocking, and Encasements:
 1. Refer to City of Cañon City Standard Detail W-4 for restraint sizing.
 2. Concrete: compressive strength of 3000 psi in 28 days with maximum water to cement ratio of 0.63 by weight
 3. Provide where indicated on Drawings. Suitably support and block pipe and anchor against flotation

- A. Restraint at push-on pipe joints for ductile iron pipe (AWWA C151) and PVC pipe (AWWA C900) shall be manufactured of ductile iron conforming to ASTM A536. The restraint devices shall be coated using MEGA- BOND™.
1. A split serrated ring, with a sufficient number of heat-treated Tru-Dual inserts for gripping both ductile iron pipe and PVC pipe, shall be utilized behind the pipe bell.
 2. A split serrated ring, with a sufficient number of heat-treated Tru-Dual inserts for gripping both ductile iron pipe and PVC pipe, shall be used to grip the spigot, plain end pipe.
 3. A sufficient number of bolts shall be used to connect the bell ring and the gripping ring.
 4. The restraint shall be the Series 1500TD, as manufactured by EBAA Iron, Inc., or approved equal.

MECHANICAL JOINT RESTRAINTS

- A. PVC: Mechanical joint restraint shall be incorporated into the design of the follower gland. The restraint mechanism shall consist of a plurality of individual actuated gripping surfaces to maximize restraint capability. Glands shall be manufactured of ductile iron conforming to ASTM A536. The gland shall be such that it can replace the standardized mechanical joint gland and can be used with the standardized mechanical joint bell conforming to ANSI/AWWA C111/A21.11 and ANSI/AWWA C153/A21.53 of latest version. Twist off nuts, sized same as tee-head bolts, shall be used to ensure proper actuating of restraining devices. The restraining glands shall have a pressure rating equal to that of the pipe on which it is used. The restraining glands shall have been tested to ASTM F1674-96, be listed by Underwriters Laboratories, and be approved by Factory Mutual. The restraint shall be the EBBA Iron Series 2000PV or approved equal. Pressure rating shall be consistent with pipe pressure rating. Restraint coatings shall be consistent with manufacturer's standard.
1. Approved manufacturers.
 - a. Tyler Union series 1500/200
 - b. EBAA series 2000 pv
 - c. Ford series 1500
 - d. Sigma One Lok SLCE
 - e. Star Stargrip series 4000
 - f. SIP EZ Grip
 - g. Or Engineer's accepted substitution
- B. DUCTILE IRON PIPE: Restraint for standardized mechanical joints shall be incorporated in the design of the follower gland and shall impart multiple wedging actions against the pipe, increasing its resistance as the pressure increases. The assembled joint shall maintain its flexibility after burial and shall maintain its integrity by a controlled and limited expansion of each joint during the wedging action. Restraining glands shall be manufactured of high strength ductile iron conforming to the requirements of ASTM A536 Grade 60-42-10. Wedges shall be contoured to provide exact fit on the pipe, and shall be manufactured of ductile iron, heat treated to a hardness of 370 BHN minimum. Dimensions of the glands shall be such that they can be used with the standardized mechanical joint bell and Tee head bolts conforming to the requirements of ANSI/AWWA C111/A21.11 and ANSI/AWWA C153/A21.53 of latest

revision. Twist off nuts shall be incorporated in the design of the wedge activation screws to insure proper torque. Nuts and bolts shall be torqued to requirements of manufacturer. The mechanical joint restraining device shall have a water working pressure rating of 250 psi minimum with a safety factor of at least 2:1 against separation when tested in a dead-end situation, and shall be EBBA Iron Series 1100 Megalug Mechanical Joint Restraint or approved equal.

1. Pipe with grooved or shouldered joints for any restrained joint shall have wall thickness increased to provide the minimum wall thickness in accordance with AWWA C606
2. Approved manufacturers.
 - a. Tyler Union series 1000/1500
 - b. EBAA series 1100
 - c. Ford series 1400
 - d. Sigma One Lok SLDE
 - e. Star Stargrip series 3000
 - f. SIP EZ Grip
 - g. Or Engineer's accepted substitution

BOLTS

- A. Blue bolts
- B. General: T-Head bolts are utilized to bolt together all pipe, fittings and appurtenances
- C. Size(s): Varies depending on fitting being installed, Bolts are generally 3/4 or 5/8 inch in diameter and length varies
- D. Material: Bolts shall be manufactured from high strength, low alloy steel in accordance with ANSI/AWWA C111/A21.11.
- E. Specifications: All Tee Head bolts and nuts shall be coated with a corrosion resistant XYLAN 1424 Polytetrafluoroethylene (PTFE) Dry-Film protective coating/lubricant or fluoropolymer coating. Bolt strength shall be equal to minimum ASTM A307.

TAPPING SLEEVES

- A. Shall be constructed from 304 Stainless Steel; including shell, sidebars, lugs, bolts, nuts, and washers.
- B. Gasket shall be full circle and formed from a SBR rubber compounded for water service in accordance with ASTM D 2000 MAA 610.
- C. Flange or MJ outlet shall be stainless steel AWWA C228; and Class D ANSI 150# flange drilling pattern with gasket.
- D. Shell cutters shall have an outside diameter one-half inch (1/2") less than the nominal size of valve or fitting, unless otherwise specified.
- E. Approved tapping Sleeves:
 1. Romac "SST III"
 2. Mueller H304 Stainless Steel

3. JCM #432 or #439
4. Or Engineer's accepted substitution

VALVE BOXES

- A. Three-piece cast iron (complying with ASTM A48, Class 20A), 5 ¼ inch diameter screw type, No. 564S recommended (or others for varying depth). Minimum thickness of 3/16 inch. Box, cover, and base coated with dipping in asphalt varnish. Provide extension piece to permit 6-inch adjustment above finish grade.
- B. "WATER" shall be cast in valve box covers
- C. Bonnet required for valves 12 inches or larger.

TAPPING SADDLES

- A. Saddles shall meet or exceed ASTM A536, B633 and A563. Saddle shall meet AWWA C800 and be NSF 61 certified. PVC saddle connections shall have 2 stainless steel straps.
- B. The body shall be made of Ductile Iron conforming to ASTM A536. The inlet shall be an AWWA taper ("CC") thread. The body shall be coated with fusion bonded flexi epoxy or nylon.
- C. Approved Manufacturers.
 1. Romac 202NS
 2. Mueller DR2S
 3. JCM 406
 4. Ford FCD 202
 5. Or Engineer's accepted substitution

CORPORATIONS

- A. Ball type, CC threaded X flared. Compression may be allowed for 1-1/2" and 2".
- B. Ford, Mueller, or Engineer's accepted substitution

CURB STOPS

- A. Flared connections with threaded inlet and outlet matching service pipe material. Compression may be allowed for 1-1/2" and 2".
- B. Ford, Mueller, Or Engineer's accepted substitution

VALVE BLOCKING

- A. Solid concrete blocks, 4-inch x 8-inch x 16-inch minimum.

MECHANICAL COUPLINGS

- A. General: All mechanical couplings shall be of a gasketed, sleeve-type, with diameter to properly fit the pipe. Tolerance on pipe and coupling, together with proper bolt and gasket arrangements, shall be sufficient to ensure permanent watertight joints under all conditions.

B. Materials: Materials used in the manufacture of couplings shall be Ductile Iron or Steel in accordance to AWWA C111 and AWWA C219. Specifications: Steel couplings shall meet or exceed ASTM A283/A283M, Grade C for Carbon steel, or ASTM A666. Ductile Iron shall meet or exceed ASTM A536 Grade 65-45-12. Gaskets shall meet the requirements of ASTM D2000. External Coating. The manufacturer may supply either an asphaltic coating or a fusion bonded epoxy coating outside the fitting per AWWA C 110. Fusion bonded epoxy coating where used shall be in accordance with ANSI/AWWA C116/A21.16. Stainless steel bolts and nuts required.

C. Approved Manufacturer(s):

1. Romac 501, XR 501, 400, Macro, and Alpha series
2. JCM 241, 242
3. Hymax couplings
4. Powerseal 3501,3506 series
5. Or Engineer's accepted substitution

SECTION TOTALS

1. \$ _____

2. \$ _____

3. \$ _____

4. \$ _____

5. \$ _____

GRAND TOTAL \$ _____

(NOTES/DISCLAIMERS)



CITY OF CAÑON CITY

Water Treatment Plant

103 Tunnel Drive
Cañon City, CO 81212
(719) 269-9019

12/4/25

Invitation to Bid on
Bid # 06-26

The City of Cañon City, Colorado is soliciting sealed offers, hereinafter referred as Bids, in original to [www.bidnetdirect](http://www.bidnetdirect.com) **until 11:00 A.M, December 19, 2025, at which time bids will be opened**, for furnishing the supplies or services to the conditions herein set forth.

The city will only accept electronic submissions in response to this RFP. Electronic submissions are required to be considered for an award. To submit your Proposal online, please visit www.bidnetdirect.com/Colorado. Proposals shall be submitted in PDF format. All proposals submitted shall become the property of the City and will become public record.

Bids will be opened at the time and date indicated above and then referred to the City Council. The intended time and date for consideration of this bid to come before the City Council, the awarding agent of the city, is expected to be **6:00 PM, Monday, January 5th, 2026**.

Freight and Delivery Schedule: Items or goods shipped are to be F.O.B City of Cañon City at the department address; and, shipped items or goods are the responsibility of the bidder until received by the city. When possible, delivery should be within 30 days of any order made off the PO.

Each bidder shall furnish the information required and the unit price for each item bid must be shown. A total for each item bid must be entered. In case of an error in extension, the unit price prevails. The bid must be submitted by completing the sections below.

Add, as necessary, additional schedules, a summary cover sheet, a letter of transmittal, a general description of the proposed service or goods configuration, schedules and delivery dates for goods and services (see deliver by date requirement on first page), and any installation schedule including usage and maintenance costs.

CERTIFICATION

I guarantee that I (we) meet all the specifications contained herein and will provide the products in the quantities, minimum specifications, performance ratings and quality so described. If any product is found to be "less than" the specified quantity, performance rating or quality, the supplier will promptly correct the deficiency at supplier cost.

This quotation is submitted by: Please Print Clearly

Name of Vendor: Colorado Springs Winwater - Matt Walz

Date: 12-19-2025

Fed Tax ID or SS#: 84-1306163

Address: 7821 Red Granite Loop

City/State/Zip: Colorado Springs

Signature: M att Walz

Title: Municipal Sales

Phone: 719-572-0800 FAX 719-572-1827

E-mail address: mwalz@winsupply.com

Method of Payment: Check x Credit Card

Fee Charged for use of Credit Card:

No x

Yes How much?

The quotation is subject to the Terms and Conditions on pages 3 and 4 and any additional pages or attachments of this Bid Form.

Terms and Conditions of the invitation for Bids:

1. Bidders are expected to examine the drawings, specifications, and schedule of delivery, visit the site, and examine all instructions; failure to do so will be at the bidder's risk.
2. All equipment shall be new and of manufacturer's current model, unless otherwise stipulated. The equipment shall be of superior quality in design, materials, and craftsmanship or a quality acceptable to the City, and suitable to the use for which it is intended.
3. Samples of items, when requested, must be furnished free of expense to the City, and if not destroyed by testing, will be returned at bidder's request and expense.
4. No bids shall be withdrawn for a period of thirty (30) days subsequent to opening of bids without the consent of the City.
5. Bidders must supply a Name/TIN (Tax Identification Number) combination on the bid. If the Contractor Federal Law does not supply a name/TIN requires the City to withhold 31 percent of the contract payment as a backup withholding.
6. Specifications - for the purpose of identification on the quality desired the reference numbers and specifications are for identification purposes and do not construe a "closed bid" however, bids shall be equal in every respect as to quality, workmanship, etc.
7. Opening of Bids, review, and award:
All bids will be opened at the time and date indicated above and then referred to the Contract Manager, or other appropriate person for technical review and evaluation. Review and evaluation of bids are normally made within 10 days from the date of opening the bids, but an extended period may be necessary to complete the technical review and submitted to the City Council of the City of Cañon City for determination of acceptance of the bid, or part thereof. If the City Council accepts a bid or bids, or any part thereof, a signed Purchase order, Contract or other written Award will be made as soon thereafter as practical.
The time from opening date of bids to issuance of, the award usually will not exceed 30 days, but-may, at the sole discretion of the City of Cañon City. The intended time and date for consideration of this bid to come before the City Council is noted on page 1.
8. Bidders shall submit to bidnetdirect.com for any pre-bid clarification they may require. If clarification is required and an addenda to this Request for Bids is necessary, an added addendum will be created in bidnet.
9. After action by the City Council, the successful bidder or bidders will be notified. In submitting a bid, please indicate the payment methods available to the City.
10. The contents of this Invitation to Bid and the commitments made in response to this bid will form part of the final contract for items or services.
11. The City of Cañon City disclaims any liability of any kind for any costs or expense the Bidder may incur in the bid or bidding process.

12. Rejection of bids: The City of Cañon City reserves the right to (1) award bids received on the basis of individual items, or groups of items, or an entire list of items; (2) to reject any or all bids, or any part thereof; (3) to waive any informality in the bids; and (4) to accept the bid that is in the best interest of the City of Cañon City.

13. Preference for "locally established business firms" within Fremont County, as bidders. In purchases by the City of Cañon City, quality being equal, preference shall be given to local bidders (City of Cañon City Resolution No. 4, Series of 1976).

"...NOW THEREFORE, BE IT RESOLVED BY THE COUNCIL OF CAÑON CITY, that a variance of 5% shall be allowed in favor of local business firms, corporations or individuals on all contract bids".

14. Price changes: The City of Cañon City requires price protection during the period of contract performance. Pricing information: The City of Cañon City requires identification of all costs for items or services, (including installation, training, and documentation's) and when stipulated requests for descriptions of alternative payment methods available to the City.

15. The successful bidder shall indemnify and save harmless the City of Cañon City against all claims for royalties, patents, copyrights or licenses or suits for infringement thereon which may be involved in the manufacture or use of materials, items, goods, supplies or services to be furnished.

16. The bid price shall be exclusive of any Federal, State or Local taxes from which the City is exempt. A certificate of Registration No. 98-03203 has been issued to the City of Cañon City to conduct tax-free transactions under Chapter 32 of the Internal Revenue Code.

17. Final payment for all work and/or items, goods, supplies is contingent upon final inspection, acceptance by the City and legal publication of final settlement, when necessary.

18. Include list price sheets for all categories within the sections (If no list pricing is available on the manufactures website) listed below and include a multiplier for sections requiring both. Multiplier price must match up with the actual quotes given on the items that are listed. Also all price sheets with multipliers must be submitted with the original bid at the time of opening.

19. Bids may be awarded by section or as a single overall bid. Recommendation of bid award will be made by the Contract Manager.

20. All sections as well as every item listed in each section of the bid document must be complete with pricing to be considered for an overall bid award. All items listed in an individual section must be complete with pricing to be considered for an award of bid for a specific section.

21. Fittings: Ductile iron, compact, AWWA C153. Fittings shall have a pressure rating no less than that of adjoining pipe.

22. All angle meter stop ball valves and angle dual check valves shall be Ford only.

23. All corporation stops and curb stops shall be Ford or Mueller only.

24. All other service fittings may be Ford, Mueller, or A.Y. McDonald.

25. All items purchased that are damaged or defective will be warranted from the vendor that supplied the product.

26. Agreement may be extended for three (3) additional one-year terms, if, and only if, both parties agree to EITHER "NO PRICE INCREASE" or a price increase at the beginning of each renewal term, not to exceed the Denver area Consumer Price Index for the current year of the Price Agreement.

27. All bid prices are final and will be held firm until December 31, 2026, Total cost per item should be F.O.B. Canon City. No changes in pricing will be allowed due to shipping or freight charges unless authorized by the City.

PLEASE NOTE ALL CONDITIONS AND SPECIFICATIONS THAT FOLLOW

Water Stock Items

Section I – Brass Fittings (NO LEAD) Meter Pits, Copper Tubing

Size	Description	Unit Price
3/4"	ANGLE METER STOP BALL VALVE –(Ford BA23-332W NL)	<u>\$128.29</u>
3/4"	ANGLE DUAL CHECK VALVE –(Ford HHA32-323 NL)	<u>\$121.64</u>
1"	ANGLE METER STOP BALL VALVE (Ford BA23-444W NL)	<u>\$191.48</u>
1"	ANGLE DUAL CHECK VALVE (Ford HA32-444 NL)	<u>\$81.10</u>
3/4"	FLARE X FLARE BALL CURBSTOP	<u>\$116.69</u>
3/4"	FIP X FLARE BALL CURBSTOP	<u>\$105.79</u>
3/4"	BALL CORPORATION STOP ¾ cc x ¾ Flare	<u>\$81.63</u>
1"	BALL CORPORATION STOP 1" cc x 1" Flare	<u>\$104.78</u>
1"	FIP X FLARE CURBSTOP	<u>\$149.45</u>
1"	FIP X FIP BALL VALVE CURB STOP	<u>\$139.10</u>
1"	FLARE X FLARE CURBSTOP	<u>\$161.17</u>
1 1/4"	FLARE X FLARE CURBSTOP	<u>\$274.30</u>
1 1/2"	FIP X FIP BALL CURBSTOP	<u>\$284.78</u>
1 1/2"	FLARE X FLARE BALL CURBSTOP	<u>\$391.44</u>
2"	FIP X FIP BALL VALVE CURB STOP	<u>\$416.51</u>
2"	FLARE X FLARE CURBSTOP	<u>\$640.76</u>
3/4"	FLARE X FLARE 3 PART UNION	<u>\$29.32</u>
1"	FLARE X FLARE 3 PART UNION	<u>\$51.29</u>

Section I Continued – Brass Fittings, Copper Tubing, Meter Pits

Size	Description	Unit Price
3/4" COPPER TUBING TYPE "K"		<u>\$11.19</u> per ft
1" COPPER TUBING TYPE "K"		<u>\$14.85</u> per ft
1 1/4" COPPER TUBING TYPE "K"		<u>\$20.78</u> per ft
1 1/2" COPPER TUBING TYPE "K"		<u>\$24.78</u> per ft
2" COPPER TUBING TYPE "K"		<u>\$38.00</u> per ft
Meter pits 20X24X30" (Bullet Style) Sigma RMP202430-FB-W or equivalent		<u>\$174.02</u>
Traffic rated meter pit top <u>Castings only!</u> Body-50 lb. W32B20CI H-20 rated heavy duty lid 21 lb. W32TLHCI w/2" hole Plastic inner lid INLP 2"		<u>\$134.59</u>

TOTAL SECTION I \$ 308.61

Please include list price sheet/s with multiplier for any manufactures quoted. The City of Canon City will accept Ford, Muller, or AY McDonald brass products; Except for items noted Ford or Mueller Only. See attached Specifications!!!

Section II –Fire Hydrants & Extensions W/O ACCESSORIES

6"X 4' Bury Fire Hydrant _____

6"X 4'6" Bury Fire Hydrant _____

6"X 5' Bury Fire Hydrant _____

6"X 5'6" Bury Fire Hydrant _____

6"X 6' Bury Fire Hydrant _____

6"X 6'6" Bury Fire Hydrant _____

6"X 7' Bury Fire Hydrant _____

AVK Hydrant Ext. Kits _____

5 1/4" 6" length _____

5 1/4" 12" length _____

5 1/4" 1'6" length _____

5 1/4" 2' length _____

AVK traffic repair kit _____**Centurion Hydrant Ext. Kits** _____

5 1/4" Centurion 6" Length _____

5 1/4" Centurion 12" Length _____

5 1/4" Centurion 1'6" Length _____

5 1/4" Centurion 2' Length _____

Mueller traffic repair kit _____**TOTAL SECTION II** \$ 0**See Specifications!!!**

Section III – Valves W/O ACCESSORIES

Size	Description	Unit Price
3" M.J. RESILIENT SEATED GATE VALVE		<u>\$733.60</u>
4" M.J. RESILIENT SEATED GATE VALVE		<u>\$819.00</u>
6" M.J. RESILIENT SEATED GATE VALVE		<u>\$1045.10</u>
8" M.J. RESILIENT SEATED GATE VALVE		<u>\$1664.60</u>
10" M.J. RESILIENT SEATED GATE VALVE		<u>\$2595.60</u>
12" RESILIENT SEATED GATE VALE		<u>\$3284.40</u>
12" M.J. BUTTERFLY VALVE		<u>\$2777.78</u>
14" M.J. BUTTERFLY VALVE		<u>\$4277.78</u>
16" M.J. BUTTERFLY VALVE		<u>\$6315.86</u>
20" M.J. BUTTERFLY VALVE		<u>\$9340.17</u>
24" M.J. BUTTERFLY VALVE		<u>\$12390.85</u>

TOTAL SECTION III \$ 45244.74

SEE SPECIFICATIONS!!!

Section IV –MJ Accessories, mega lugs, bell joint restraints & MJ Fitting w/o Accessories, Valve Box

Size	Description	Unit	Price
3" X 12" MJ SOLID SLEEVE			\$80.40
4" MJ 90 DEGREE ELL			\$103.31
4"X4"X4" MJ TEE			\$135.74
4"X4" flange 90			\$298.72
4"X4"X4" Flange Tee			\$347.12
4" X 6' Flange X Plain End			\$559.26
4" MJ 45 DEGREE ELL			\$86.18
4" X 2" MJ CAP			\$76.58
4" MJ SOLID PLUG			\$16.70
4" X 2" MJ PLUG			\$65.87
4" MJ CUT-IN SLEEVE			\$91.62
4" X 12" MJ SOLID SLEEVE			\$91.62
6" MJ 11 1/4 DEGREE BEND			\$106.01
6" MJ 22 1/2 DEGREE BEND			\$123.37
6" MJ 90 DEGREE BEND			\$161.25
6" MJ 45 DEGREE BEND			\$131.23
6" Flange Tee			\$365.44
6"X6" flange 90			\$249.54
5 1/4" VALVE BOX TOP SCREW TYPE w/o Lid (26 in.)			\$67.86
5 1/4" VALVE BOX TOP SCREW TYPE w/o LID (16 in.)			\$39.02
5 1/4" VALVE BOX TOP SCREW TYPE w/o LID (10 in.)			\$30.00
5 1/4" VALVE BOX BOTTOM SCREW TYPE w/o Lid (36 in.)			\$63.64
5 1/4" VALVE BOX BOTTOM SCREW TYPE w/o Lid (24 in.)			\$58.83
5 1/4" VALVE BOX BOTTOM SCREW TYPE w/o Lid (15 in.)			\$48.79

2 FT. VALVE BOX EXTENSION SCREW TYPE	\$63.27
18" VALVE BOX EXTENSION SCREW TYPE	\$52.75
5 1/4" STANDARD DROP IN LID	\$23.23
2" X 5 1/4" VALVE BOX RISERS w/o LID	\$34.17
1" X 5 1/4" VALVE BOX RISERS w/o LID	\$26.52

4" Series 1500 MJ restraint for DI/PVC	\$39.93
6" Series 1500 MJ restraint for DI/PVC	\$39.73
8" Series 1500 MJ restraint for DI/PVC	\$45.16
10" Series 1500 MJ restraint for DI/PVC	\$81.66
12" Series 1500 MJ restraint for DI/PVC	\$109.99
14" Series 1500 MJ restraint for DI/PVC	\$158.94
4" BELL JOINT RESTRAINT for DI/PVC	\$58.52
6" BELL JOINT RESTRAINT for DI/PVC	\$79.01
8" BELL JOINT RESTRAINT for DI/PVC	\$153.20
12" Bell JOINT RESTRAINT for DI/PVC	\$230.06

MJ Accessory kits (MJ gasket and blue bolts)

4"	\$28.30
6"	\$35.95
8"	\$38.25
12"	\$55.31
20"	\$131.12
24"	\$161.77

TOTAL SECION IV \$ 1446.90

Please submit list price sheets with multipliers for all categories listed above. See Specifications!!! MJ RESTRAINTS 4-24" DUAL WEDGE PVC/DI COMPATIBLE. BJR 4-12" PVC/DI COMPATIBLE FORD UFR1390 OR EQUIVALENT.

Section V – Repair Clamps, Saddles , Tapping Sleeves & couplings

Unit Size	Description	Price
4” repair clamp 7 ½”		<u>\$72.23</u>
4” repair clamp 12”		<u>\$114.45</u>
4” repair clamp 20”		<u>\$166.67</u>
6” repair clamp 7 ½”		<u>\$85.56</u>
6” repair clamp 12”		<u>\$136.67</u>
6” repair clamp 20”		<u>\$205.56</u>
8” repair clamp 7 ½”		<u>\$100.00</u>
8” repair clamp 12”		<u>\$161.12</u>
8” repair clamp 20”		<u>\$235.56</u>
4” repair clamp 12” W/3/4” cc		<u>\$229.42</u>
6” repair clamp 12” W/3/4” cc		<u>\$262.36</u>
8” repair clamp 12” W/3/4” cc		<u>\$292.95</u>
6” tapping sleeve W/4” MJ OUTLET		<u>\$842.91</u>
8” tapping sleeve W/4” MJ OUTLET		<u>\$868.49</u>
8” tapping sleeve W/6” MJ OUTLET		<u>\$975.77</u>
12” tapping sleeve W/4” MJ OUTLET		<u>\$1105.92</u>
12” tapping sleeve W/6” MJ OUTLET		<u>\$1257.61</u>
12” tapping sleeve W/8” MJ OUTLET		<u>\$1594.25</u>
14” tapping sleeve W/6” MJ OUTLET		<u>\$1447.48</u>
14” tapping sleeve W/8” MJ OUTLET		<u>\$1760.32</u>
16” tapping sleeve W/6” MJ OUTLET		<u>\$1778.28</u>
16” tapping sleeve W/8” MJ OUTLET		<u>\$1964.98</u>
16” tapping sleeve W/12” MJ OUTLET		<u>\$2629.25</u>
20” tapping sleeve W/6” MJ OUTLET		<u>\$1779.17</u>

Size	Description	Price
Tapping Saddles With 1/2" thru 1"cc Double strap SS with epoxy		
4" tapping saddle		<u>\$60.00</u>
6" tapping saddle		<u>\$68.89</u>
8" tapping saddle		<u>\$81.12</u>
12" tapping saddle		<u>\$111.12</u>
20" tapping saddle		<u>\$211.12</u>
Extended Range Transition Couplings		
4" transition coupling		<u>\$232.23</u>
6" transition coupling		<u>\$310.00</u>
8" transition coupling		<u>\$375.56</u>
10" transition coupling		<u>\$463.34</u>
12" transition coupling		<u>\$538.89</u>
14" transition coupling		<u>\$1,045.56</u>
Extended Range Coupling Restrained (Romac Alpha/Hymax Grip/Approved equivalent)		
4"		<u>\$416.31</u>
6"		<u>\$588.31</u>
8"		<u>\$937.38</u>
12"		<u>\$1100.88</u>

SECTION V TOTAL \$ 26607.69

See Specifications!!!

MULTIPLIER BY CATEGORY

<u>DESCRIPTION</u>	<u>MANUFACTURER</u>	<u>MULTIPLIER/PRICE</u>
A. FORD (Brass)_____	Ford Quoted	
B. MUELLER (Brass)_____		
C. A.Y.McDONALD (Brass)_____		
2. <u>METER PITS Plastic</u>	Sigma	
3. <u>Meter Domes</u>	Castings	
4. <u>VALVE BOXES HD screw type</u>	Sigma	
5. <u>MJ FITTINGS W/O ACC.</u>	Sigma	
6. <u>FLANGE FITTINGS W/O ACC</u>	Sigma/Tyler	
7. <u>MECHANICAL JOINT RESTRAINTS (Dual Rated 4-24")</u>	EBAA/Sigma	
9. <u>BELL JOINT RESTRAINTS (Dual Rated to 4- 12" PVC & DI</u>	EBAA/Sigma	
10. <u>REPAIR CLAMPS</u>	JCM	
11. <u>TAPPING SLEEVES</u>	Romac	
12. <u>SERVICE SADDLES</u>	JCM	
14. <u>EXTENDED RANGE COUPLINGS</u>	JCM	

ALL MULTIPLIERS MUST CORRESPOND WITH ACCUAL PRICES ON BID SHEETS.

CONDITIONS AND SPECIFICATIONS

CONDITIONS

1. All gaskets, bolts, followers and appurtenances shall be supplied with all articles unless noted.
2. All articles which states copper flare shall include flare nuts.
3. All items must meet the attached specifications.
4. All articles not listed in the descriptions or specifications must be pre-approved by the Contract Manager.
5. All articles will be F.O.B.; 1525 S. Ninth St., Cañon City, Colorado 81212.
6. Bid may be awarded by section or by total bid to the lowest bidder, unless bidder cannot meet specifications or supply product in a timely manner.

SPECIFICATIONS

CITY OF CAÑON CITY SPECIFICATIONS FOR DRY-BARREL FIRE HYDRANTS

Specific Requirements

- A. All hydrants shall be open left with directional arrow.
 - B. Hydrant nozzles shall consist of two 2-1/2" hose nozzles and one 5" pumper nozzle threads shall be National standard (NST).
 - C. Hydrant body shall be red while caps shall be white reflective.
- Operation nut and nozzle cap wrench nuts shall be national standard 1-1/2" pentagon

1. General

- A. Fire Hydrants shall meet or exceed AWWA C502; latest revision.
- B. Hydrants shall be manufactured and tested in an ISO 9001 certified facility located within the United States.
- C. Fire hydrants shall be listed by Underwriters Laboratories Inc.
- D. Fire hydrants shall be approved by Factory Mutual.
- E. Fire hydrants shall be rated for a working pressure of 250 PSI. (1725 kPa).
- F. Fire hydrants shall be of the compression type, opening against system pressure and closing with system pressure.
- G. To help prevent cross-threading a Higbee cut (blunt start) will be provided on the lead thread of the outlet nozzles, nozzle caps, seat ring, drain ring, and thrust nut

2. Main Valve and Drains

- A. The main valve shall be of one-piece construction and completely encapsulated with EPDM.
- B. Fire hydrants shall have a minimum 5-1/4" main valve opening.
- C. The EPDM shall be permanently vulcanized to the main valve.
- D. The hydrant shall be equipped with threaded drains capable of being plugged internally without digging up the hydrant.
- E. The main valve shall provide complete closing of the drains after 4 to 5 turns of the operating nut in the opening direction.
- F. During the initial stages of opening the drains shall momentarily flush outward, to remove any debris in the drain ports, in order to provide complete draining upon closing of the hydrant main valve.
- G. The Drain Ring assembly shall be replaceable without removing the hydrant from the connecting pipe or having to dig.

3. Stems

- A. Upper hydrant stems shall be made of stainless steel.

4. Operating Nut

- A. Operating nuts shall be one-piece bronze design with upper and lower anti-friction washers for ease of operation. A protective weathershield shall be installed over the operating nut.

5. Nozzles

- A. Nozzles shall be of the ¼ turn bayonet lug style, secured with a stainless steel locking screw, allowing ease of change in case of damage to the nozzle.
- B. Storz nozzles, if used, shall be made of bronze.
- C. Nozzle thread type shall be as specified by the end user.

6. Lubrication

- A. The lubrication reservoir shall be cast as part of the bonnet, creating a watertight cavity without the use of gaskets.
- B. A lubrication port shall be provided for application of lubricant without disassembly of the bonnet section. The reservoir shall be filled with NSF/FDA approved food grade grease or oil at the manufacturer's facility.
- C. Valve stem seals shall be an o-ring type with not less than two o-rings below the thrust nut and two o-rings above the thrust nut.
- D. If an o-ring groove is cut into the stem the diameter of the groove shall not be less than the root diameter of the stem threads.
- E. O-rings and gaskets shall be made of an NBR rubber to help prevent the effects of permeation.

7. Protective Coatings

- A. All ferrous parts, except the lower barrel and those parts made of stainless steel shall be fusion-bonded epoxy coated and lined. All epoxy coatings shall meet the requirements of ANSI/AWWA C550 (latest edition).
- B. The lower barrel shall be bitumen coated both internally and externally
- C. A bury line shall be marked on the lower barrel below the break flange to indicate proper installation depth. Bury depth will be clearly stenciled on the standpipe section.

8. Shoe

- A. End connections shall be Mechanical Joint AWWA C111.

9. Break Flange and Couplings

A. All fire hydrants provided with the break-off feature should be of the traffic breakaway type and allow 360-degree rotation of the hydrant to position the pumper nozzle in desired direction.

10. Warranty

- A. All fire hydrants shall be covered by the manufacture's 10-year limited warranty on manufactures defects and labor costs for replacement.

Approved Manufactures

AVK 2780 Nostalgic
Mueller Centurion 200

SPECIFICATION FOR RESILIENT SEATED GATE VALVES AND TAPPING VALVES

Specific Requirements

Gate valves shall be open left, resilient seated, manufactured to meet or exceed the requirements of AWWA C515 or latest revision and in accordance with the following specifications

1. General.
 - A. The valve shall be a ductile iron body and bonnet as specified. The valve shall be non-rising stem resilient seated, with an AWWA standard 2" square operating nut.
 - B. Valves shall comply with AWWA C515 except where modified and/or augmented in these specifications.
 - C. All bolting shall be stainless steel AISI grade 304. If nuts are used on the bolts the nuts shall be 304 stainless steel and the bolt threads shall be coated with an anti-galling compound.
 - D. Valves shall be certified to the requirements of ANSI/NSF 61.
 - E. Valves shall be certified to comply with the low lead requirements of the Safe Drinking Water Act, NSF 372 or NSF 61 Annex G.
 - F. 304 Stainless Steel Bonnet Bolts shall be fully isolated and protected to never come in contact with water or soil.

2. Resilient wedge.
 - A. The valve wedge shall be ductile iron, fully encapsulated with EPDM rubber, and shall be capable of a drip-tight shutoff with flow in either direction.
 - B. The valve wedge shall have a fixed copper alloy wedge to withstand higher torque loads and reduce vibration.
 - C. The EPDM shall be permanently vulcanized to the gate.
 - D. There shall be no exposed, uncoated iron.

3. Stems

- A. Valve stems shall be made of stainless steel with minimum yield strength of 50,000 psi
- B. Stems shall be provided with separate or integral bronze thrust collars.
- C. Stainless steel stems shall contain a minimum of 16% chrome.

4. Seals and Gaskets

- A. Valve stem seals shall be an o-ring type with not less than one o-ring below the thrust collars and two o-rings above the thrust collars.
- B. If an o-ring groove is cut into the stem the diameter of the groove shall not be less than the root diameter of the stem threads.
- C. O-rings and gaskets shall be made of an NBR rubber to help prevent the effects of permeation.
- D. Bonnet gaskets shall be an o-ring type that completely encircles each individual bonnet bolt so that the bolts are isolated from the internal or external environment.

5. Protective Coatings

- A. All exposed ferrous surfaces shall be coated with a fusion bonded epoxy in accordance with AWWA C550.
- B. Interior Coating shall be coated with fusion-bond epoxy powder coating and be certified "Holiday-Free" per ASTM G62.
- C. Gate Valves shall be identified as Certified to be both AWWA C550 and Holiday-Free internal coating via an exterior label indicating the product is protected by VeloCorr™.
- D. Exterior Coating of exposed ferrous surfaces shall be coated to meet the requirements of AWWA C550 with Electrostatically applied fusion bonded epoxy.

6. End Connections.

- A. End Connections shall be either Mechanical Joint.
Mechanical joints shall comply with the requirements of AWWA C111.
- B. Mechanical joint slots shall have anti-rotation saddles for T-bolt heads to rest in.

7. Warranty

- A. All gate valves shall be covered by a Manufacturer's 10 Year Limited Warranty on manufacturers defects and labor costs for replacement.

SPECIFICATIONS FOR BUTTERFLY VALVES

Specific Requirements

All BFV's shall be bidirectionally tested with test results provided. Non-rising stem open left with 2" square operating nut.

All BFV's must accommodate C-900 DR-14, 18, and 25 pipe without the need to bevel the inside of the pipe for proper valve operation.

1. General.

- A. This specification shall apply to Class 150 and Class 250 butterfly valves
- B. Valves shall be designed, manufactured, and test in accordance with AWWA C504.
- C. Valves shall be certified to the requirements of ANSI/NSF 61.
- D. Valves shall be certified to comply with the low lead requirements of the Safe Drinking Water Act, ANSI/NSF 372.
- E. Manufacturer shall be ISO 9001 and ISO 14001 Certified.

2. General Design.

- A. The butterfly valve shall be of concentric design.
- B. The valve shall seal at the rated pressure in both directions.
- C. The valve body shall be ductile iron, ASTM A536 65-45-12.
- D. The valve disc shall be ductile iron, ASTM A536 65-45-12. The disc shall be designed to minimize head loss.
- E. The valve stems shall be of the stub type design. The materials shall be 17-4PH (ASTM A564, Type 630) stainless steel for Class 150 and Class 250 valves.
- F. All stem seals shall be O-rings. All O-rings shall be replaceable without requiring that the stem be removed from the valve.
- G. The rubber seat shall be EPDM. The rubber seat shall be vulcanized to the valve body.
- H. The resilient seat mating surface shall be a Ni-Cu7 alloy.
- I. The bearings shall be sleeve type, PTFE impregnated copper with steel backing.
- J. Thrust bearings shall be provided on butterfly valves 14-inch and larger and shall be adjustable.
- K. The valve disc shall be rigidly connected to the driving stem by a hexagonal shape and screw.
- L. All bolting and hardware shall be stainless steel.
- M. There shall be no exposed, uncoated iron in the interior or exterior of the valve.

3. Actuator

- A. The valve actuator shall conform to AWWA C504. It shall be designed to hold the valve in any intermediate position without creep or fluttering.
- B. The actuator shall be able to withstand a 450-ft-lb input torque.

4. Protective Coatings

- A. All exposed ferrous surfaces shall be coated with an epoxy in accordance with AWWA C550.

5. End Connections.

- A. End Connections shall be either Mechanical Joint or Flanged.
- B. Mechanical and Push-On joints shall comply with the requirements of AWWA C111.
- C. Flanged ends shall comply with ASME B16.42, class 150.

7. Warranty

A. All butterfly valves shall be covered by a Manufacturer's 1 Year Limited Warranty on manufacturers defects and labor costs for replacement.

- A. AWWA C151 and C104, Pressure Class 350, exceptions by Engineer may include Class 51 or 52.
- B. Fittings: Ductile iron, compact, AWWA C153. Fittings shall have a pressure rating no less than that of adjoining pipe.
 - 1. Approved Manufacturers:
 - a. Tyler Union
 - b. Star
 - c. Sigma
 - d. Sip
 - e. Or Engineer's accepted substitution
- C. Joints: AWWA C110, C111, and C153, rubber gasket, mechanical joint restraints ("Mega-lug", retainer gland) for all connections to valves and fittings. Shall have a pressure rating no less than that of adjoining pipe
 - 1. Gaskets shall be neoprene or other synthetic rubber (SBR). Natural rubber is not acceptable.
- D. Jackets: AWWA C105 polyethylene jacket, half lapped, 8 mil (0.008 inch), polyethylene tape.
- E. Coatings & Linings: AWWA C104, cement-mortar lining, bituminous seal coating.
- F. Size:
 - 1. Except for permanent cul-de-sacs of less than 500 feet in length, the minimum size of any new water main within the distribution system shall be eight (8) inches in diameter.
 - 2. In streets that have a permanent cul-de-sac less than 500 feet in length, the Engineer may authorize a water main that is six (6) inches in diameter.
 - 3. In location where the Engineer determines that a water main must be larger than eight (8) inches in diameter, the water main shall be of such size as specified by the Engineer or according to the City's Master Plan.
 - 4. Larger sizes shall be required as needed to provide proper distribution flow, pressure, and fire protection.

- G. Use/Location: Shall be polyethylene encased to AWWA C105 at all locations north of Arkansas River and south of Arkansas River when aggressive or “hot” soils are shown to exist.

COPPER TUBING: ATSM B88, TYPE K, ANNEALED

- A. Fittings: Flared.
- B. Joints: Flared.
- C. Size: ¾ inch minimum.
- D. 1 ½ inch – 2 inch If approved by the water superintendent, service lines can be rigid copper w/ silver solder connections or DR9 CTS blue Poly with the proper stiffener. Mueller 110 Compression or Ford Grip joint may also be used after tubing has been re-rounded.

PVC PIPE

- A. AWWA C900 (DR-14, DR18, DR-21, & DR-25)
- B. Marking: Identification markings on pipe shall conform to AWWA C900
- C. Fittings: AWWA C111, cast iron, wrapped. Fittings shall have a pressure rating no less than that of adjoining pipe.
- D. Joints: ASTM D3139 compression gasket ring, AWWA C153 and C900, mechanical joint restraints (“Mega-lug”) for all connections to valves and fittings.
- E. Jackets: Fittings and valves only, AWWA C105 polyethylene jacket, half lapped, 8 mil (0.008 inch), polyethylene tape.
- F. Size:
 - 1. Except for permanent cul-de-sacs of less than 500 feet in length, the minimum size of any new water main within the distribution system shall be eight (8) inches in diameter.
 - 2. In streets that have a permanent cul-de-sac less than 500 feet in length, the Engineer may authorize a water main that is six (6) inches in diameter.
 - 3. In location where the Engineer determines that a water main must be larger than eight (8) inches in diameter, the water main shall be of such size as specified by the Engineer or according to the City’s Master Plan.
 - 4. Larger sizes shall be required as needed to provide proper distribution flow, pressure, and fire protection.
- G. Thickness: DR-18 for sizes 6 inch – 12 inch or DR-14 when static pressure exceeds 100 psi, DR-25 for sizes greater than 12 inch or DR-18 when static pressure exceeds 100 psi.
- H. Use/Location: Allowed for use in entire system.

HDPE PIPE

- A. ASTM D3350 and AWWA C901 or AWWA C906
- B. Pipe:
 - 1. Pipe shall be made of HDPE material with a minimum material designation code of PE 4710 and with a minimum cell classification of 445474C. The polyethylene compound shall be suitably protected against degradation by ultraviolet light by means of carbon

black of not less than 2 percent. The manufacture of the HDPE resin shall certify the cell classification indicated.

- C. Pipe sizes 3" and large shall have a manufacturing standard of ASTM F 714, while pipe smaller than 3" shall be manufactured to the dimensional requirements listed in ASTM D 3035. Dimension Ratio (DR) and Outside Diameter (IPS/DIPS) shall be as specified on plans.
- D. Pipe shall meet AWWA C901 (1/2" to 3") or AWWA C906 (4" to 63") and shall be listed as meeting NSF-61. Pipe shall have a manufacturing standard of ASTM F714 and be manufactured by an ISO 9001 certified manufacturer.
- E. All pipes and fittings shall be suitable for use as pressure conduits and have a nominal burst value of three and one-half times the Working Pressure Rating (WPR) of the pipe and/or fitting
- F. When required by the owner, pipe shall be color coded for the intended service. The color coding shall be permanently co-extruded stripes on the pipe outside surface as part of the pipe's manufacturing process. Color coding shall be as follows:
 - 1. Sewer – green
 - 2. Potable Water – blue
 - 3. Non-Potable Water – purple
- G. Fittings:
 - 1. All fittings shall be PE 4710 HDPE, minimum Cell Classification of 445574C/E as determined by ASTM D3350 and approved for use by AWWA.
 - 2. All fittings shall be of the same base resin as the pipe.
 - 3. All fittings shall have a working pressure rating equal to the pipe unless otherwise specified in the plans.
 - 4. All fittings shall be homogeneous throughout and free of visible cracks, holes, foreign inclusions, voids, or other injurious defects.
 - 5. Butt Fusion Fittings: Fittings shall be made of HDPE material with a minimum material designation code of PE 4710 and with a minimum Cell Classification as noted in 2.1.A. Fittings shall have a minimum pressure rating equal to or greater than the pipe to which they are joined unless otherwise specified on the plans or accepted by owner/engineer. All fittings shall meet the requirements of AWWA C901 or C906.
 - a. Molded fittings shall comply with the requirements of ASTM D3261.
 - 6. All fabricated elbows, tees, reducing tees and end caps shall be produced and meet the requirements of ASTM F2206, as manufactured by ISCO Industries, Inc or other approved manufacturer holding an ISO 9001 quality system certificate. Each fitting will be marked per ASTM F2206 section 10 including the nominal size and fitting EDR, which will meet or exceed the pipe DR identified for the project. Fabricated fittings shall be manufactured and pressure tested using an approved data logger to record fusion pressure and temperature and shall be stamped with unique joint number that corresponds to the joint report. A graphic representation of the temperature and pressure data for all fusion joints made producing fittings shall be maintained for a minimum of 5 years as part of the quality control and will be available upon request of owner. Test results to validate ASTM F2206 section 7.3 and 9 shall be provided to owner or owner's representative upon request.
 - 7. Socket fittings shall meet ASTM D2683.
 - 8. Electrofusion Fittings: Fittings shall be made of HDPE material with a minimum material designation code of PE 4710 and with a minimum Cell Classification as noted in 2.1.A.

Electrofusion Fittings shall have a manufacturing standard of ASTM F1055. Fittings shall have a minimum pressure rating equal to or greater than the pipe to which they are joined unless otherwise specified on the plans. For potable water systems, all electrofusion fittings shall have AWWA approval.

9. Bolted Connections: Flanges and MJ Adapters shall be fused onto the pipe and have a minimum pressure rating equal to or greater than the pipe unless otherwise specified on the plans.
 10. Metallic back-up rings (Van-Stone style lap joint flanges) shall have a radius on the inside diameter of the bore so as to be compatible with HDPE Flanges. Back up rings shall have bolt pattern that will mate with AWWA C207 Class D (generically known as 150-pound patterns).
 11. Flange assemblies shall be assembled and torqued according to PPI TN-38, "Bolt Torque for Polyethylene Flanged Joints."
 12. Where shown on the drawings, 4" and larger transitions to mechanical joint fittings and valves shall be accomplished using a MJ Adapter with kit. The D.I./HDPE mechanical joint adaptor shall consist of an HDPE mechanical joint transition fitting, rubber gasket, a mechanical joint backup drive ring, and Corten mechanical joint tee bolts.
 13. Mechanical Fittings: The use of mechanical coupling and saddles shall be approved by the owner or engineer prior to installation. Mechanical Fittings shall be designed for use and compatible with HDPE pipe, including SS stiffeners when required by manufacturer. Mechanical fittings shall have a pressure rating equal to or greater than the pipe.
- H. Detectable Marker Tape: Plastic marker tape shall be 5 mil minimum thickness with a solid aluminum core of .35mil minimum thickness and a minimum width of 2". The background of the tape shall be colored based on pipe service with black lettering continuously printed. Marker tape shall have a minimum 35 lbs./inch tensile strength. The installation of the tape shall be at 18 inches below finish grade.
- I. Tracer Wire: All HDPE pipe 4" and greater shall be installed with an extra high-strength, copper clad steel tracer wire as specified in Section 02512, under PIPE MARKERS. This wire shall be continuous and brought up in the valve boxes at the ends of each line segment with splices made only by methods per the equipment manufacturer's recommendation. All miscellaneous splicing components shall be furnished and installed by the Contractor.
- J. Fusion Equipment Requirements:
1. Butt fusion equipment must be in satisfactory working order and the hydraulic system must be leak free. Heater plates shall be free from scrapes, gouges, and have a consistent clean coated surface. The pressure gage and thermometer should be checked for accuracy. When requested by the owner, records showing a maintenance service/inspection within 3 months prior to use for this project shall be provided.
 2. Electrofusion Processors shall be maintained and calibrated per manufacturer's requirements and recommendations.
- K. Approved Suppliers:
1. All Pipe, Fittings, and Fusion Equipment shall be provided by one supplier. Approved suppliers are ISCO Industries, Inc. or approved equal.
- D. Approved Manufacturers:

- A. All fittings and valves shall be manufactured in the U.S.A. in accordance with AWWA C800 and meet the following:
 - 1. Any brass part of the fitting or valve in contact with potable water shall be made of a “No-Lead Brass”, defined for this specification as UNS Copper Alloy No. C89520 or C89833 in accordance with the chemical and mechanical requirements of ASTM B584 and AWWA C800. This “No- Lead Brass” alloy shall not contain more than nine one hundredths of one percent (0.09% or less) total lead content by weight.
 - 2. Any Brass part of the fitting or valve not in contact with potable water shall be made of 85-5-5-5 brass as defined for this specification as UNS Copper Alloy C83600 per ASTM B62, ASTM B584 and AWWA C-800
 - 3. All brass fittings and valves shall be certified by an ANSI accredited test lab per NSF/ANSI Standard 61, Drinking Water Components – Health Effects, Section 8 or NSF/ANSI Standard 372, Drinking Water System Components – Lead Content. Proof of certification is required.
 - 4. Brass fittings and valves shall comply with the United States Of America Safe Drinking Water Act, and the U.S. Environmental Protection Agency.
 - 5. All brass fittings and valves shall have the manufacturer’s name or trademark permanently stamped or cast on it. Another marking identifying the “no lead” brass alloy, e.g., ‘NL’, shall be cast or permanently stamped on the fitting or valve.

UNDERGROUND PIPE MARKERS

- A. Provide tracer wire for all pipe regardless of pipe material.
- B. Tracer Wire: shall be a #12 AWG (0.0808” diameter) fully annealed, high carbon 1055 grade steel, high strength solid copper clad steel conductor (HS-CCS), insulated with a 30 mil, high-density, high molecular weight polyethylene (HDPE) insulation, and rated for direct burial use at 30 volts.
 - 1. HS-CCS conductor must be at 21% conductivity for locating purposes.
 - 2. Break load of 452 lbs.
 - 3. HDPE insulation shall be RoHS compliant and utilize virgin grade material. Insulation color shall meet the APWA color code standard for identification of buried utilities.
 - 4. Manufacturers supplying copper clad steel tracer wire must have available detailed performance data including 5 years of underground testing in terms of durability related to damage of protective insulation and effects of potential corrosion of the specific copper clad steel used. Origin of copper clad steel manufacturer is required and steel core must be manufactured in the United States. If manufacturer has not completed 5 year corrosion testing, a 5-year warranty must be provided.
 - 5. Tracer wire shall be Copperhead® High Strength HS- CCS HDPE 30 mil or pre-approved equal.
- C. Tracer Wire Test Stations:
 - 1. Part #: 3WB-01
 - 2. Max voltage: 50V

3. Size: 1.138" x 1.617"
4. Color: Blue only
5. Wire Type: copper-clad steel; solid copper
6. Wire Range: min 14-AWG / max 10-AWG
7. Sealant Temp: -45°F to 400°F
8. Lug: tin plated high conductivity aluminum
9. Screws: zinc plated steel
10. Housing: high impact polypropylene
11. Sealant: non-hardening viscous dielectric silicone

SURFACE PIPE MARKERS

- A. Marking Posts: Marking posts shall be installed per manufacturer's instructions above the water main, in rural unpaved areas to be determined by Engineer, every 200 feet and at every valve and bend.
 1. The posts shall be "Rhino 3-Rail" or approved equal.
 2. The posts shall be blue in color and have UV stable, all-weather decals affixed that are marked with the international "No-Dig" symbol and have a highly visible white and blue warning that reads "WARNING WATER PIPELINE, BEFORE DIGGING IN THIS AREA CALL CITY OF CANON CITY WATER 719-269-9022".
 3. Decals shall measure 2-7/8" X 14".

PRECAST CONCRETE VAULT

- A. Furnish materials in accordance with City of Cañon City standards.
- B. Product Description: Pre-cast vault designed in accordance with ASTM C858, comprising modular, interlocking sections complete with accessories per City of Cañon City Standard Detail W-5C.

AIR & VACUUM VALVE VAULT

- A. Refer to City of Cañon City Standard Detail W-7

BEDDING MATERIALS

- A. Bedding installation and material shall be in accordance with the utility's specifications. All water lines shall be bedded using coarse aggregate or fine aggregate as specified in Section 02060 – Aggregate.

FLOW-FILL: AS SPECIFIED IN SECTION 02320 ACCESSORIES

- A. Concrete for Thrust Restraints, Cradles, Valve Blocking, and Encasements:
 1. Refer to City of Cañon City Standard Detail W-4 for restraint sizing.
 2. Concrete: compressive strength of 3000 psi in 28 days with maximum water to cement ratio of 0.63 by weight
 3. Provide where indicated on Drawings. Suitably support and block pipe and anchor against flotation

- A. Restraint at push-on pipe joints for ductile iron pipe (AWWA C151) and PVC pipe (AWWA C900) shall be manufactured of ductile iron conforming to ASTM A536. The restraint devices shall be coated using MEGA- BOND™.
1. A split serrated ring, with a sufficient number of heat-treated Tru-Dual inserts for gripping both ductile iron pipe and PVC pipe, shall be utilized behind the pipe bell.
 2. A split serrated ring, with a sufficient number of heat-treated Tru-Dual inserts for gripping both ductile iron pipe and PVC pipe, shall be used to grip the spigot, plain end pipe.
 3. A sufficient number of bolts shall be used to connect the bell ring and the gripping ring.
 4. The restraint shall be the Series 1500TD, as manufactured by EBAA Iron, Inc., or approved equal.

MECHANICAL JOINT RESTRAINTS

- A. PVC: Mechanical joint restraint shall be incorporated into the design of the follower gland. The restraint mechanism shall consist of a plurality of individual actuated gripping surfaces to maximize restraint capability. Glands shall be manufactured of ductile iron conforming to ASTM A536. The gland shall be such that it can replace the standardized mechanical joint gland and can be used with the standardized mechanical joint bell conforming to ANSI/AWWA C111/A21.11 and ANSI/AWWA C153/A21.53 of latest version. Twist off nuts, sized same as tee-head bolts, shall be used to ensure proper actuating of restraining devices. The restraining glands shall have a pressure rating equal to that of the pipe on which it is used. The restraining glands shall have been tested to ASTM F1674-96, be listed by Underwriters Laboratories, and be approved by Factory Mutual. The restraint shall be the EBAA Iron Series 2000PV or approved equal. Pressure rating shall be consistent with pipe pressure rating. Restraint coatings shall be consistent with manufacturer's standard.
1. Approved manufacturers.
 - a. Tyler Union series 1500/200
 - b. EBAA series 2000 pv
 - c. Ford series 1500
 - d. Sigma One Lok SLCE
 - e. Star Stargrip series 4000
 - f. SIP EZ Grip
 - g. Or Engineer's accepted substitution
- B. DUCTILE IRON PIPE: Restraint for standardized mechanical joints shall be incorporated in the design of the follower gland and shall impart multiple wedging actions against the pipe, increasing its resistance as the pressure increases. The assembled joint shall maintain its flexibility after burial and shall maintain its integrity by a controlled and limited expansion of each joint during the wedging action. Restraining glands shall be manufactured of high strength ductile iron conforming to the requirements of ASTM A536 Grade 60-42-10. Wedges shall be contoured to provide exact fit on the pipe, and shall be manufactured of ductile iron, heat treated to a hardness of 370 BHN minimum. Dimensions of the glands shall be such that they can be used with the standardized mechanical joint bell and Tee head bolts conforming to the requirements of ANSI/AWWA C111/A21.11 and ANSI/AWWA C153/A21.53 of latest

revision. Twist off nuts shall be incorporated in the design of the wedge activation screws to insure proper torque. Nuts and bolts shall be torqued to requirements of manufacturer. The mechanical joint restraining device shall have a water working pressure rating of 250 psi minimum with a safety factor of at least 2:1 against separation when tested in a dead-end situation, and shall be EBBA Iron Series 1100 Megalug Mechanical Joint Restraint or approved equal.

1. Pipe with grooved or shouldered joints for any restrained joint shall have wall thickness increased to provide the minimum wall thickness in accordance with AWWA C606
2. Approved manufacturers.
 - a. Tyler Union series 1000/1500
 - b. EBAA series 1100
 - c. Ford series 1400
 - d. Sigma One Lok SLDE
 - e. Star Stargrip series 3000
 - f. SIP EZ Grip
 - g. Or Engineer's accepted substitution

BOLTS

- A. Blue bolts
- B. General: T-Head bolts are utilized to bolt together all pipe, fittings and appurtenances
- C. Size(s): Varies depending on fitting being installed, Bolts are generally 3/4 or 5/8 inch in diameter and length varies
- D. Material: Bolts shall be manufactured from high strength, low alloy steel in accordance with ANSI/AWWA C111/A21.11.
- E. Specifications: All Tee Head bolts and nuts shall be coated with a corrosion resistant XYLAN 1424 Polytetrafluoroethylene (PTFE) Dry-Film protective coating/lubricant or fluoropolymer coating. Bolt strength shall be equal to minimum ASTM A307.

TAPPING SLEEVES

- A. Shall be constructed from 304 Stainless Steel; including shell, sidebars, lugs, bolts, nuts, and washers.
- B. Gasket shall be full circle and formed from a SBR rubber compounded for water service in accordance with ASTM D 2000 MAA 610.
- C. Flange or MJ outlet shall be stainless steel AWWA C228; and Class D ANSI 150# flange drilling pattern with gasket.
- D. Shell cutters shall have an outside diameter one-half inch (1/2") less than the nominal size of valve or fitting, unless otherwise specified.
- E. Approved tapping Sleeves:
 1. Romac "SST III"
 2. Mueller H304 Stainless Steel

3. JCM #432 or #439
4. Or Engineer's accepted substitution

VALVE BOXES

- A. Three-piece cast iron (complying with ASTM A48, Class 20A), 5 ¼ inch diameter screw type, No. 564S recommended (or others for varying depth). Minimum thickness of 3/16 inch. Box, cover, and base coated with dipping in asphalt varnish. Provide extension piece to permit 6-inch adjustment above finish grade.
- B. "WATER" shall be cast in valve box covers
- C. Bonnet required for valves 12 inches or larger.

TAPPING SADDLES

- A. Saddles shall meet or exceed ASTM A536, B633 and A563. Saddle shall meet AWWA C800 and be NSF 61 certified. PVC saddle connections shall have 2 stainless steel straps.
- B. The body shall be made of Ductile Iron conforming to ASTM A536. The inlet shall be an AWWA taper ("CC") thread. The body shall be coated with fusion bonded flexi epoxy or nylon.
- C. Approved Manufacturers.
 1. Romac 202NS
 2. Mueller DR2S
 3. JCM 406
 4. Ford FCD 202
 5. Or Engineer's accepted substitution

CORPORATIONS

- A. Ball type, CC threaded X flared. Compression may be allowed for 1-1/2" and 2".
- B. Ford, Mueller, or Engineer's accepted substitution

CURB STOPS

- A. Flared connections with threaded inlet and outlet matching service pipe material. Compression may be allowed for 1-1/2" and 2".
- B. Ford, Mueller, Or Engineer's accepted substitution

VALVE BLOCKING

- A. Solid concrete blocks, 4-inch x 8-inch x 16-inch minimum.

MECHANICAL COUPLINGS

- A. General: All mechanical couplings shall be of a gasketed, sleeve-type, with diameter to properly fit the pipe. Tolerance on pipe and coupling, together with proper bolt and gasket arrangements, shall be sufficient to ensure permanent watertight joints under all conditions.

B. Materials: Materials used in the manufacture of couplings shall be Ductile Iron or Steel in accordance to AWWA C111 and AWWA C219. Specifications: Steel couplings shall meet or exceed ASTM A283/A283M, Grade C for Carbon steel, or ASTM A666. Ductile Iron shall meet or exceed ASTM A536 Grade 65-45-12. Gaskets shall meet the requirements of ASTM D2000. External Coating. The manufacturer may supply either an asphaltic coating or a fusion bonded epoxy coating outside the fitting per AWWA C 110. Fusion bonded epoxy coating where used shall be in accordance with ANSI/AWWA C116/A21.16. Stainless steel bolts and nuts required.

C. Approved Manufacturer(s):

1. Romac 501, XR 501, 400, Macro, and Alpha series
2. JCM 241, 242
3. Hymax couplings
4. Powerseal 3501,3506 series
5. Or Engineer's accepted substitution

SECTION TOTALS

1. \$ 308.61 _____

2. \$ NO BID _____

3. \$ 45244.74 _____

4. \$ 1446.90 _____

5. \$ 26607.59 _____

GRAND TOTAL \$ 73607.84 _____

(NOTES/DISCLAIMERS)



CITY OF CAÑON CITY

City Administrator

P.O. Box 1460 • 128 Main Street
Cañon City, CO 81215-1460
(719) 269-9011 • www.canoncity.org

TO: Mayor and City Council

FROM: Ryan Stevens, City Administrator

PREPARED BY: Travis R. Payne

DATE: 01/05/2026

RE: Bid 8-26 Aluminum Sulfate Purchase

SUMMARY: * Bid # 8-26 is for this year's supply of Aluminum Sulfate to be used in the water treatment process. To assist the vendors in determining their quote the bidders were given historical data of gallons of chemical used on average, and the maximum and minimum number of gallons used per year to quote on. The sealed bid request was posted to Rocky Mountain Bid Net; we had (3) chemical vendors respond to the request. One of the vendors quoted on the aluminum sulfate and provided pricing. Two other bidders "Declined to Bid" on the product.

We received a quote from Chemtrade Chemicals US LLC. The unit pricing received from Chemtrade was \$1.83/gallon. Chemtrade has been our supplier for many years now. Their pricing reflects a 6.8% increase in the cost for the chemical from 2025. Chemtrade Chemicals continues to provide excellent customer service and regular timely deliveries.

To adequately cover ourselves in case we have an above average year in production for 2026 I request that the Purchase Order be made out with a "not to exceed" cost of \$100,000.00. The line item used for these expenditures is 50-430-0922-52235.

This item will be under requisition #235 in Springbrook.

REVIEWED BY LEGAL? ☐ Yes ☒ No

RECOMMENDED ACTION: Recommend approval of Bid # 8-26 to Chemtrade for a not to exceed amount of \$100,000.

of attachments 1



CITY OF CAÑON CITY

Water Treatment Plant

103 Tunnel Drive
Cañon City, CO 81212
(719) 269-9019

12/4/25

Invitation to Bid on
Bid # 08-26

The City of Cañon City, Colorado is soliciting sealed offers, hereinafter referred as Bids, in original to [www.bidnetdirect](http://www.bidnetdirect.com) **until 11:00 A.M, December 19, 2025, at which time bids will be opened**, for furnishing the supplies or services to the conditions herein set forth.

The city will only accept electronic submissions in response to this RFP. Electronic submissions are required to be considered for an award. To submit your Proposal online, please visit www.bidnetdirect.com/Colorado. Proposals shall be submitted in PDF format. All proposals submitted shall become the property of the City and will become public record.

Bids will be opened at the time and date indicated above and then referred to the City Council. The intended time and date for consideration of this bid to come before the City Council, the awarding agent of the city, is expected to be **6:00 PM, Monday, January 5th, 2026**.

Freight and Delivery Schedule: Items or goods shipped are to be F.O.B City of Cañon City at the department address; and, shipped items or goods are the responsibility of the bidder until received by the city. When possible, delivery should be within 30 days of any order made off the PO.

Each bidder shall furnish the information required and the unit price for each item bid must be shown. A total for each item bid must be entered. In case of an error in extension, the unit price prevails. The bid must be submitted by completing the sections below.

Add, as necessary, additional schedules, a summary cover sheet, a letter of transmittal, a general description of the proposed service or goods configuration, schedules and delivery dates for goods and services (see deliver by date requirement on first page), and any installation schedule including usage and maintenance costs.

CERTIFICATION

I guarantee that I (we) meet all the specifications contained herein and will provide the products in the quantities, minimum specifications, performance ratings and quality so described. If any product is found to be "less than" the specified quantity, performance rating or quality, the supplier will promptly correct the deficiency at supplier cost.

This quotation is submitted by: Please Print Clearly

Name of Vendor: CHEMTRADE CHEMICALS US LLC

Date: DECEMBER 16, 2025

Fed Tax ID or ~~SS~~#: 74-3104940

Address: 90 EAST HALSEY ROAD, SUITE 200

City/State/Zip: PARSIPPANY, NJ 07054

Signature: 
PARUL KACHHIA-PATEL

Title: BID SPECIALIST

Phone: 800-441-2659 FAX 973-515-4461

E-mail address: bids@chemtradelogistics.com

Method of Payment: Check ☒ Credit Card ☐

Fee Charged for use of Credit Card:

No N/A

Yes ☐ How much?

The quotation is subject to the Terms and Conditions on pages 3 and 4 and any additional pages or attachments of this Bid Form.

Terms and Conditions of the invitation for Bids:

1. Bidders are expected to examine the drawings, specifications, and schedule of delivery, visit the site, and examine all instructions; failure to do so will be at the bidder's risk.
2. All equipment shall be new and of manufacturer's current model, unless otherwise stipulated. The equipment shall be of superior quality in design, materials, and craftsmanship or a quality acceptable to the City, and suitable to the use for which it is intended.
3. Samples of items, when requested, must be furnished free of expense to the City, and if not destroyed by testing, will be returned at bidder's request and expense.
4. No bids shall be withdrawn for a period of thirty (30) days subsequent to opening of bids without the consent of the City.
5. Bidders must supply a Name/TIN (Tax Identification Number) combination on the bid. If the Contractor Federal Law does not supply a name/TIN requires the City to withhold 31 percent of the contract payment as a backup withholding.
6. Specifications - for the purpose of identification on the quality desired the reference numbers and specifications are for identification purposes and do not construe a "closed bid" however, bids shall be equal in every respect as to quality, workmanship, etc.
7. Opening of Bids, review, and award:
All bids will be opened at the time and date indicated above and then referred to the Contract Manager, or other appropriate person for technical review and evaluation. Review and evaluation of bids are normally made within 10 days from the date of opening the bids, but an extended period may be necessary to complete the technical review and submitted to the City Council of the City of Cañon City for determination of acceptance of the bid, or part thereof. If the City Council accepts a bid or bids, or any part thereof, a signed Purchase order, Contract or other written Award will be made as soon thereafter as practical.
The time from opening date of bids to issuance of, the award usually will not exceed 30 days, but-may, at the sole discretion of the City of Cañon City. The intended time and date for consideration of this bid to come before the City Council is noted on page 1.
8. Bidders shall submit to bidnetdirect.com for any pre-bid clarification they may require. If clarification is required and an addenda to this Request for Bids is necessary, an added addendum will be created in bidnet.
9. After action by the City Council, the successful bidder or bidders will be notified. In submitting a bid, please indicate the payment methods available to the City.

10. The contents of this Invitation to Bid and the commitments made in response to this bid will form part of the final contract for items or services.

11. The City of Cañon City disclaims any liability of any kind for any costs or expense the Bidder may incur in the bid or bidding process.

12. Rejection of bids: The City of Cañon City reserves the right to (1) award bids received on the basis of individual items, or groups of items, or an entire list of items; (2) to reject any or all bids, or any part thereof; (3) to waive any informality in the bids; and (4) to accept the bid that is in the best interest of the City of Cañon City.

13. Preference for "locally established business firms" within Fremont County, as bidders. In purchases by the City of Cañon City, quality being equal, preference shall be given to local bidders (City of Cañon City Resolution No. 4, Series of 1976).

"...NOW THEREFORE, BE IT RESOLVED BY THE COUNCIL OF CAÑON CITY, that a variance of 5% shall be allowed in favor of local business firms, corporations or individuals on all contract bids".

14. Price changes: The City of Cañon City requires price protection during the period of contract performance. Pricing information: The City of Cañon City requires identification of all costs for items or services, (including installation, training, and documentation's) and when stipulated requests for descriptions of alternative payment methods available to the City.

15. The successful bidder shall indemnify and save harmless the City of Cañon City against all claims for royalties, patents, copyrights or licenses or suits for infringement thereon which may be involved in the manufacture or use of materials, items, goods, supplies or services to be furnished.

16. The bid price shall be exclusive of any Federal, State or Local taxes from which the City is exempt. A certificate of Registration No. 98-03203 has been issued to the City of Cañon City to conduct tax-free transactions under Chapter 32 of the Internal Revenue Code.

17. Final payment for all work and/or items, goods, supplies is contingent upon final inspection, acceptance by the City and legal publication of final settlement, when necessary.

18. Include list price sheets for all categories within the sections (If no list pricing is available on the manufactures website) listed below and include a multiplier for sections requiring both. Multiplier price must match up with the actual quotes given on the items that are listed. Also all price sheets with multipliers must be submitted with the original bid at the time of opening.

19. Bids may be awarded by section or as a single overall bid. Recommendation of bid award will be made by the Contract Manager.

20. All sections as well as every item listed in each section of the bid document must be complete with pricing to be considered for an overall bid award. All items listed in an individual section must be complete with pricing to be considered for an award of bid for a specific section.

21. Agreement may be extended for three (3) additional one-year terms, if, and only if, both parties agree to EITHER "NO PRICE INCREASE" or a price increase at the beginning of each renewal term, not to exceed the Denver area Consumer Price Index for the current year of the Price Agreement.

22. All bid prices are final and will be held firm until December 31, 2026, Total cost per item should be F.O.B. Canon City. No changes in pricing will be allowed due to shipping or freight charges unless authorized by the City.

**BID # 8-26 ALUMINUM SULFATE
INVITATION TO BID
NOT AN ORDER
MINIMUM SPECIFICATIONS**

The City of Cañon City Water Treatment Plant's supply shall comply with A.W.W.A. Standard B403

Concentration of aluminum sulfate to be not less than 17% by weight.

Purified aluminum sulfate is a requirement.

Trucks delivering aluminum sulfate must have proper equipment to completely empty load. Gravity unloading will not be acceptable.

CONDITIONS

The City of Cañon City Water Treatment Plant historically uses on average 56,500 gallons of Aluminum Sulfate per year. The historic maximum that has been used is 71,000 gallons. The City of Cañon City Water Treatment Plant used 55,000 gallons of Aluminum Sulfate in 2025. There is no guarantee that the City of Cañon City Water Treatment Plant will use the historic average or the maximum.

Specification Sheets for the chemical being bid shall be required to be returned with the bids.

Quotation shall be firm, F.O.B. Cañon City Water Treatment Plant, 103 Tunnel Drive, Cañon City, CO 81212.

Quotation shall be exclusive of all taxes.

The supplier shall be able to deliver the amount specified within 72 hours after notification.

Should the supplier be unable to furnish the supplies ordered within the time specified on the quotation, it is understood that neither party to this agreement shall be penalized and the city may procure such supplies from other sources without affecting the agreement.

Payment will be made for only the amount of aluminum sulfate signed for by authorized personnel.

Quotation must be based on cost per gallon.

Price shall be firm through December 31, 2026

Agreement may be extended for three (3) additional one-year terms, if, and only if, both parties agree to EITHER "NO PRICE INCREASE" or a price increase at the beginning of each renewal term, not to exceed the Denver area Consumer Price Index for the current year of the Price Agreement.

Cost per Gallon: *\$1.83

***FOR CONVERSION PURPOSES ONLY,
PRICE EQUATES TO \$677.78 PER DRY TON.**



Addendum Description

Q and A 1

Notice Modifications

Notice Information	From Value	To Value
No entries		

Category Modifications

Added Categories
No Categories Added

Removed Categories
No Categories Removed

Added Documents[A]

Document	Size	Uploaded Date	Language
Q&A Document 1.pdf [pdf]	2 Kb	12/16/2025 10:06 AM EST	English

Questions & Answers - 1

Solicitation 8-26 - 2026 Aluminum Sulfate Purchase
Buying Organization City of Canon City

No	Question/Answer	Question Date
Q1	<p>Question: Incumbent Specification</p> <p>Can you please provide the incumbent suppliers price, and specification?</p> <p>Answer: Chemtrade is the current supplier and their 2025 price per gallon was \$1.714. I'm not sure what you mean by specification.</p>	12/08/2025

CHEMTRADE CHEMICALS US LLC



PARUL KACHHIA-PATEL
BID SPECIALIST



DELEGATION OF AUTHORITY

I, Scott Rook, President and Chief Executive of Chemtrade Chemicals US LLC, a Delaware limited liability company ("Chemtrade"), do hereby delegate and appoint the following agents of Chemtrade to execute all municipal contracts and instruments, including bids, proposals and quotations, which in the ordinary course of business are processed by the marketing group of the company:

Parul-Kachhia Patel; Lisa Brownlee; Paul Peters; Elizabeth Ryno; Leilina Gossa; Christine LaSala; Delana Peralta; Michele Schroeder; Marie-Josée Joly

Set forth below is a certified copy of the resolution of Chemtrade authorizing such action.

Dated as of the 29th day of May, 2025

Scott Rook
President & Chief Executive Officer

CERTIFICATE OF SECRETARY

I, Susan Paré, hereby certify that I am the Corporate Secretary of Chemtrade Chemicals US LLC ("Chemtrade") and that set forth below is a true and correct copy of the resolution of the Board of Managers of Chemtrade, adopted by unanimous written consent as of the **10th day of November, 2003** and that the same has not been modified or revoked and is on the date hereof in full force and effect:

RESOLVED that any officer of the Company be, and he hereby is, authorized to delegate, with the right of further delegation, to any other officer, employee or agent of the Company, all or any part of the authority granted to them by the Board of Managers: and that any such delegations may be general or specific and subject to such limitations and restrictions as the delegating officer shall determine.


I FURTHER CERTIFY that Scott Rook is the duly elected President and Chief Executive Officer of Chemtrade and holds such offices on the date hereof, that Mr. Rook is, in his capacity as President and Chief Executive Officer is authorized to represent and bind Chemtrade in all matters including, but not limited to, contracts and that set forth below is the genuine signature of such officer:

Scott Rook
President & Chief Executive Officer

IN WITNESS WHEREOF, I have hereunto set my hand and have caused the seal of the Company to be affixed effective this the 29th day of May, 2025

Seal

Susan Paré
Corporate Secretary



Water Treatment Group

90 East Halsey Road
Parsippany, NJ 07054
Tel: 1-800-441-2653
Fax: (973) 515-4461
www.chemtradelogistics.com

CHEMTRADE CHEMICALS US LLC PAYMENT DETAILS

CHECK PAYMENTS TO BE SENT TO

CHEMTRADE CHEMICALS US LLC
DEPT. # 771807
P.O. BOX 77000
DETROIT, MI 48277

REMIT TO ADDRESS FOR EFT PAYMENTS

J.P. MORGAN CHASE BANK
611 WOODWARD AVE
DETROIT, MI 48226

ABA# (WIRES): 021000021
ABA # (ACH): 072000326
ACCOUNT NO: 580079692
SWIFT ID: CHASUS33

- Any Payment Details should be sent to: paymentdetail@ChemtradeLogistics.com
- Any Inquiries can be directed to: credit@ChemtradeLogistics.com

DIRECT ANY DIRECT INQUIRIES TO:

MUSTAFA KAMAL, CREDIT MANAGER

ADDRESS: CHEMTRADE LOGISTICS INC
155 GORDON BAKER RD, SUITE 300
TORONTO, ON M2H 3N5

OFFICE PHONE: (647) 259-3144

TOLL FREE: (866) 887-8805

FAX: (416) 496-1504

Request for Taxpayer Identification Number and Certification

Go to www.irs.gov/FormW9 for instructions and the latest information.

Give form to the
requester. Do not
send to the IRS.

Before you begin. For guidance related to the purpose of Form W-9, see *Purpose of Form*, below.

See Specific Instructions on page 3.

1 Name of entity/individual. An entry is required. (For a sole proprietor or disregarded entity, enter the owner's name on line 1, and enter the business/disregarded entity's name on line 2.)

CHEMTRADE CHEMICALS CORPORATION

2 Business name/disregarded entity name, if different from above.

CHEMTRADE CHEMICALS US LLC (FEIN# 74-3104940)

3a Check the appropriate box for federal tax classification of the entity/individual whose name is entered on line 1. Check only **one** of the following seven boxes.

☐ Individual/sole proprietor ☒ C corporation ☐ S corporation ☐ Partnership ☐ Trust/estate

☐ LLC. Enter the tax classification (C = C corporation, S = S corporation, P = Partnership)

Note: Check the "LLC" box above and, in the entry space, enter the appropriate code (C, S, or P) for the tax classification of the LLC, unless it is a disregarded entity. A disregarded entity should instead check the appropriate box for the tax classification of its owner.

☐ Other (see instructions)

4 Exemptions (codes apply only to certain entities, not individuals; see instructions on page 3):

Exempt payee code (if any) **5**

Exemption from Foreign Account Tax Compliance Act (FATCA) reporting code (if any)

(Applies to accounts maintained outside the United States.)

3b If on line 3a you checked "Partnership" or "Trust/estate," or checked "LLC" and entered "P" as its tax classification, and you are providing this form to a partnership, trust, or estate in which you have an ownership interest, check this box if you have any foreign partners, owners, or beneficiaries. See instructions ☐

5 Address (number, street, and apt. or suite no.). See instructions.

90 EAST HALSEY ROAD

6 City, state, and ZIP code

PARSIPPANY, NJ 07054

7 List account number(s) here (optional)

Requester's name and address (optional)

Part I Taxpayer Identification Number (TIN)

Enter your TIN in the appropriate box. The TIN provided must match the name given on line 1 to avoid backup withholding. For individuals, this is generally your social security number (SSN). However, for a resident alien, sole proprietor, or disregarded entity, see the instructions for Part I, later. For other entities, it is your employer identification number (EIN). If you do not have a number, see *How to get a TIN*, later.

Social security number

- -

or

Employer identification number

-

Note: If the account is in more than one name, see the instructions for line 1. See also *What Name and Number To Give the Requester* for guidelines on whose number to enter.

Part II Certification

Under penalties of perjury, I certify that:

- The number shown on this form is my correct taxpayer identification number (or I am waiting for a number to be issued to me); and
- I am not subject to backup withholding because (a) I am exempt from backup withholding, or (b) I have not been notified by the Internal Revenue Service (IRS) that I am subject to backup withholding as a result of a failure to report all interest or dividends, or (c) the IRS has notified me that I am no longer subject to backup withholding; and
- I am a U.S. citizen or other U.S. person (defined below); and
- The FATCA code(s) entered on this form (if any) indicating that I am exempt from FATCA reporting is correct.

Certification instructions. You must cross out item 2 above if you have been notified by the IRS that you are currently subject to backup withholding because you have failed to report all interest and dividends on your tax return. For real estate transactions, item 2 does not apply. For mortgage interest paid, acquisition or abandonment of secured property, cancellation of debt, contributions to an individual retirement arrangement (IRA), and, generally, payments other than interest and dividends, you are not required to sign the certification, but you must provide your correct TIN. See the instructions for Part II, later.

Sign Here

Signature of
U.S. person

Date

12/16/25

General Instructions

Section references are to the Internal Revenue Code unless otherwise noted.

Future developments. For the latest information about developments related to Form W-9 and its instructions, such as legislation enacted after they were published, go to www.irs.gov/FormW9.

What's New

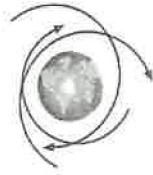
Line 3a has been modified to clarify how a disregarded entity completes this line. An LLC that is a disregarded entity should check the appropriate box for the tax classification of its owner. Otherwise, it should check the "LLC" box and enter its appropriate tax classification.

New line 3b has been added to this form. A flow-through entity is required to complete this line to indicate that it has direct or indirect foreign partners, owners, or beneficiaries when it provides the Form W-9 to another flow-through entity in which it has an ownership interest. This change is intended to provide a flow-through entity with information regarding the status of its indirect foreign partners, owners, or beneficiaries, so that it can satisfy any applicable reporting requirements. For example, a partnership that has any indirect foreign partners may be required to complete Schedules K-2 and K-3. See the Partnership Instructions for Schedules K-2 and K-3 (Form 1065).

Purpose of Form

An individual or entity (Form W-9 requester) who is required to file an information return with the IRS is giving you this form because they

Water Treatment Group



CHEMTRADE

90 East Halsey Road
Parsippany, NJ 07054
Tel: 1-800-441-2659
Fax: (973) 515-4461
www.chemtradelogistics.com

PRODUCT CERTIFICATION

Chemtrade Chemicals US LLC certifies that all grades of Aluminum Sulfate as produced by our manufacturing locations will meet National Sanitation Foundation Standard 60 and ANSI/AWWA B 403-24 standard in every respect.

Safety Data Sheet, NSF Certification and related technical information is attached for review.

Parul Kachhia-Patel
Bid Specialist


CHEMTRADE
<http://www.chemtradelogistics.com>

Liquid Alum

PRODUCT DATA SHEET

CHARACTERISTICS

Liquid Alum is a clear, light green, slight yellow, brown, amber or orange-like tinted solution. It is a cationic inorganic coagulant and flocculant suitable for industrial and municipal water and wastewater treatment applications.

NSF/ANSI/CAN Standard 60: Drinking Water Chemicals - Health Effects; Certified

TYPICAL PROPERTIES

Formula:	Aqueous solution of aluminum sulfate		
C.A.S.	10043-01-3 (Aluminum sulfate)		
	pH (neat)	1.4 - 2.6	
	Specific Gravity @ 21°C (70°F)	1.30 - 1.35	
	Freezing Point	-16°C (4°F)	
	Density, lbs./gal., US	10.8 - 11.3	
	Aluminum as Al, %	4.2 - 4.5	
	Aluminum as Al ₂ O ₃ , %	8.0 - 8.4	
	Aluminum as Al ₂ (SO ₄) ₃ •14H ₂ O (Dry Alum), %	46 - 49	

PRODUCT USES

Municipal and industrial water and wastewater treatment for the removal of turbidity, color, suspended solids and phosphorus. Sludge compaction and volume reduction. Lagoon treatment. Oily wastewater clarification and dissolved air flotation. Emulsion breaking. Fixing rosin sizes on paper fibers. Paper machine drainage and retention aid. Paper machine pitch control.

SHIPPING CONTAINERS

Bulk transport Bulk car 275 US gal. one-way container 55 US gal. plastic drum

SHIPPING REGULATIONS (US DOT / TDG)

Proper Shipping Name: Corrosive Liquid, Acidic, Inorganic, N.O.S. (Contains Aluminum Sulfate)

Hazard Class: 8 ID Number: UN3264 Packing Group: III

The US EPA reportable quantity (RQ) for aluminum sulfate is 5,000 lbs.

PRODUCT SAFETY INFORMATION

Anyone procuring, using or disposing of these products or their containers must be familiar with the appropriate safety and handling precautions. Such information may be found in the **Safety Data Sheets (SDS)** for these products or you may contact Chemtrade at 416-496-5856. In the event of an emergency with these products, call the 24-hour **Emergency Number: USA and Canada (CHEMTREC) 800-424-9300**. For additional information contact:

Syracuse Technical Center
315-478-2323 or 800-255-7589

Water Treatment Chemicals
Customer Service 844-204-9675

CHE-5001P-1

Revision Date: April 24, 2022

All information, statements, data, advice and/or recommendations, including, without limitation, those relating to storage, loading/unloading, piping and transportation (collectively referred to herein as "information") are believed to be accurate and reliable. However, no representation or warranty, express or implied, is made as to its completeness, accuracy, fitness for a particular purpose or any other matter, including, without limitation, that the practice or application of any such information is free of patent infringement or other intellectual property misappropriation. Chemtrade Logistics Inc. and its affiliates (collectively, "Chemtrade") are not engaged in the business of providing technical, operational, engineering or safety information for a fee, and, therefore, any such information provided herein has been furnished as an accommodation and without charge. All information provided herein is intended for use by persons having requisite knowledge, skill and experience in the chemical industry. Chemtrade shall not be responsible or liable for the use, application or implementation of the information provided herein, and all such information is to be used at the risk, and in the sole judgment and discretion, of such persons, their employees, advisors and agents.



Safety Data Sheet
Liquid Alum

Revision
Date: 01/27/2025

Section 1. Identification

Product identifier

Product Identity

Liquid Alum (CHE-5001S)

Other means of identification

Aluminum Sulfate, liquid

Relevant identified uses of the substance or mixture and uses advised against

Alum is used as a coagulating agent in municipal and industrial water and wastewater treatment and as an additive in papermaking.

Restrictions on use:

For use in water treatment, refer to NSF dosage information.

Details of the supplier of the safety data sheet

Company Name

Chemtrade Logistics Inc. (Canada)
155 Gordon Baker Road Suite 300
Toronto, Ontario M2H 3N5
(416) 496-5856

Chemtrade Logistics Inc. (US)
90 East Halsey Road, Suite 200
Parsippany, NJ 07054
(800) 228- 8558

Emergency

24 hour Emergency Telephone No.

Chemtrade Emergency Contact: (866) 416-4404 (US and Canada)

CHEMTREC +1-800-424-9300

For Chemical Emergency, Spill, Leak, Fire, Exposure, or Accident, call CHEMTREC – Day or Night

Customer Service:

For SDS Info: (416) 496-5856

www.chemtradelogistics.com



Safety Data Sheet
Liquid Alum

Revision
Date: 01/27/2025

Section 2. Hazard(s) identification

Exposure may aggravate pre-existing eye, skin, or respiratory conditions.

Classification of the substance or mixture

Metal corrosion;H290

May be corrosive to metals.

Skin corrosion/irritation category 1C;H314

Causes severe skin burns and eye damage.

Serious eye damage / eye irritation, category 1;H318

Causes serious eye damage.

Label elements



Danger

H290 May be corrosive to metals.

H318 Causes serious eye damage.

[Prevention]:

P234 Keep only in original packaging.

P280 Wear protective gloves, eye protection, and face protection.

[Response]:

P305+351+338 IF IN EYES: Rinse cautiously with water for several minutes. Remove contact lenses, if present and easy to do. Continue rinsing.

P310 Immediately call a POISON CENTER, doctor or physician.

P390 Absorb spillage to prevent material damage.

[Storage]:

P406 Store in a corrosive resistant, container with a resistant inner liner.

[Disposal]:

No GHS disposal statements

Other hazards

This product contains no PBT/vPvB/vPvM chemicals.

This product contains no endocrine disrupting chemicals.

Does not contain component(s) that meet a 'definition' of per & poly fluoroalkyl substance (PFAS) per the Organisation for Economic Co-operation and Development (OECD) list of Per- and Polyfluoroalkyl Substances (PFASs).



Safety Data Sheet Liquid Alum

Revision
Date: 01/27/2025

Section 3. Composition/information on ingredients

This product contains the following substances that present a hazard within the meaning of the Hazardous Products Regulations.

Ingredient/Chemical Designations	Weight %	GHS Classification	Notes
Aluminium sulfate CAS Number: 10043-01-3 Synonyms: Aluminum sulfate, Aluminum sulfate.	45 - 70	Serious eye damage / eye irritation, category 1;H318 Metal corrosion;H290	No data available

The actual concentration or concentration range is withheld as a trade secret.

*PBT/vPvB - PBT, vPvM or vPvB-substance.

The full texts of the phrases are shown in Section 16.

The specific chemical identity and/or exact percentage of composition are withheld as a trade secret within the meaning of the OSHA Hazard Communication Standard [29 CFR 1910.1200].

Section 4. First aid measures

Description of first aid measures

General	In all cases of doubt, or when symptoms persist, seek medical attention. Never give anything by mouth to an unconscious person.
Inhalation	Remove to fresh air, keep patient warm and at rest. If unconscious, place in the recovery position and obtain immediate medical attention. Give nothing by mouth.
Eyes	Irrigate copiously with clean water for at least 30 minutes, holding the eyelids apart and seek medical attention. Remove contact lenses, if present and easy to do. Continue rinsing.
Skin	Remove contaminated clothing. Wash skin thoroughly with soap and water or use a recognized skin cleanser. Drench affected area with water for at least 30 minutes. Obtain medical attention if irritation develops or persists.
Ingestion	If swallowed obtain immediate medical attention. Keep at rest. Do NOT induce vomiting.

Most important symptoms and effects, both acute and delayed

Overview	Contact with skin causes severe skin burns. Causes serious eye damage. Acute Health Effects: the substance causes serious eyes damage and severe burns. EYE: Contact causes serious eye damage. Causes permanent damage to the cornea, iris, or conjunctiva with redness, pain, swelling, blurred vision, and severe burns (Immediate). No delayed effects from eye contact are expected. No chronic effects from eye contact are known. SKIN: Causes severe irritation which will progress to chemical burns. Symptoms may include redness, pain, serious skin burns, and blisters. (Immediate). No delayed effects from skin contact are expected. No chronic effects from skin contact are known. INHALATION: May be corrosive to the respiratory tract. Prolonged exposure may
-----------------	--


CHEMTRADE

Safety Data Sheet
Liquid Alum

Revision
Date: 01/27/2025

cause irritation of the upper respiratory passages. (Immediate). May cause delayed pulmonary edema. No chronic effects from inhalation are known.

INGESTION: May cause burns or irritation of the linings of the mouth, throat, and gastrointestinal tract (Immediate). No delayed symptoms from ingestion are expected. No chronic effects from ingestion are known.

Indication of Any Immediate Medical Attention and Special Treatment Needed: If exposed or concerned, get medical advice and attention.

See section 2 for further details.

Eyes

Causes serious eye damage.

Skin

Causes severe skin burns and eye damage.

Section 5. Fire-fighting measures

Extinguishing media

Suitable Extinguishing Media: Water spray, dry chemical, foam, carbon dioxide.

Unsuitable extinguishing media: Do not use water jet, or heavy water stream. Use of heavy stream of water may spread fire.

Special hazards arising from the substance or mixture

Hazardous decomposition: Can liberate toxic and corrosive fumes of SO₂ and SO₃ under extreme conditions when boiled to dryness or heated above 600 °C (1112 °F).

Keep only in original packaging.

Advice for fire-fighters

As with all fires, wear positive pressure, self-contained breathing apparatus, (SCBA) with a full-face piece and protective clothing. Persons without respiratory protection should leave area. Wear SCBA during clean up immediately after fire. No smoking.

Fire Hazard: Product is not flammable but may burn at high temperatures. **Explosion Hazard:** Product is not explosive. Contact with metallic substances may release flammable hydrogen gas.

Firefighting Instructions: Do not enter fire area without proper protective equipment, including respiratory protection. Use water spray or fog for cooling exposed containers. Remove containers from fire area if this can be done without risk. **Exercise caution when fighting any chemical fire.**

Hazardous reactions will not occur under normal conditions.

Other Information: Do not allow run-off from fire fighting to enter drains or water courses.

ERG Guide No. 154



Safety Data Sheet
Liquid Alum

Revision
Date: 01/27/2025

Section 6. Accidental release measures

Personal precautions, protective equipment and emergency procedures

General Measures: Evacuate surrounding areas. Keep unnecessary and unprotected personnel from entering. Do not touch or walk through spilled material. Avoid contact with eyes, skin and clothing. Provide adequate ventilation. Wear appropriate respirator when ventilation is inadequate. Put on appropriate personal protective equipment. See Section 8.

Use only outdoors or in a well-ventilated area. Do not breathe mist, spray, and vapours.

Do not get in eyes, on skin, or on clothing. Use appropriate personal protection equipment (PPE). Wear protective gloves, eye protection, face protection (refer to section 8 for more details).

Use good personal hygiene practices. Wash hands and other exposed areas with mild soap and water before eating, drinking or smoking and when leaving work. Promptly remove soiled clothing and wash thoroughly before reuse.

Environmental precautions

Prevent entry to sewers and public waters. Avoid release to environment.

See Section 8 for exposure controls and personal protection and Section 13 for disposal considerations.

Methods and material for containment and cleaning up

Upon arrival at the scene, a first responder is expected to recognize the presence of dangerous goods, protect oneself and the public, secure the area, and call for the assistance of trained personnel as soon as conditions permit.

Ventilate area.

Contain, dilute cautiously with water, and neutralize with soda ash or lime.

Containment: Contain any spills with dikes or absorbents to prevent migration and entry into sewers or streams. As an immediate precautionary measure, isolate spill or leak area in all directions. Ventilate area.

Equip cleanup crew with proper protection.

Methods for Clean up: Clean up spills immediately and dispose of waste safely. Transfer spilled material to a suitable container for disposal. Contact competent authorities after a spill.

Section 7. Handling and storage

Precautions for safe handling

Handle containers carefully to prevent damage and spillage.

Store locked up.

Use only outdoors or in a well-ventilated area. Do not breathe mist, spray, and vapours.

Do not get in eyes, on skin, or on clothing. Use appropriate personal protection equipment (PPE). Wear protective gloves, eye protection, face protection (refer to section 8 for more details).

Use good personal hygiene practices. Wash hands and other exposed areas with mild soap and water



Safety Data Sheet
Liquid Alum

Revision
Date: 01/27/2025

before eating, drinking or smoking and when leaving work. Promptly remove soiled clothing and wash thoroughly before reuse.

See section 2 for further details. - [Prevention]:

Conditions for safe storage, including any incompatibilities

Keep container closed when not in use. Store in a dry, cool place. Keep/Store away from extremely high or low temperatures and incompatible materials. Store in original container or corrosive resistant and/or lined container.

Comply with applicable regulations.

Incompatible materials: Non acid-proof metals (such as aluminum, copper and iron), bases, unalloyed steel, galvanized surfaces.

See section 2 for further details. - [Storage]:

Specific end use(s)

Alum is used as a coagulating agent in municipal and industrial water and wastewater treatment and as an additive in papermaking.

Restrictions on use:

For use in water treatment, refer to NSF dosage information.

Section 8. Exposure controls / personal protection

Control parameters

Exposure Limits

CAS No.	Ingredient	Source	Value
10043-01-3	Aluminium sulfate	ACGIH	No Established Limit
		OSHA	No Established Limit
		NIOSH	TWA 2 mg/m ³
		Alberta	No Established Limit
		British Columbia	No Established Limit
		Manitoba	No Established Limit
		New Brunswick	No Established Limit
		Newfoundland and Labrador	No Established Limit
		Nova Scotia	No Established Limit
		Northwest Territories	No Established Limit
		Nunavut	No Established Limit
		Ontario	No Established Limit
		Prince Edward Island	No Established Limit
		Quebec	No Established Limit
		Saskatchewan	No Established Limit
		Yukon	No Established Limit


CHEMTRADE
Safety Data Sheet
Liquid Alum
Revision
Date: 01/27/2025
Exposure controls
Respiratory

If exposure limits are exceeded or irritation is experienced, approved respiratory protection should be worn. In case of inadequate ventilation, oxygen deficient atmosphere, or where exposure levels are not known wear approved respiratory protection.

Eyes

Wear chemical safety goggles and face shield. **Where higher splash potential exists** (e.g. loading, unloading, line breaking, sampling of product), wear goggles and face shield with side and chin protection: chemical and impact resistant.

Skin

Wear chemical resistant gloves: Poly vinyl chloride (PVC), nitrile, viton™ (a trademark of the Chemours company), butyl or butyl rubber. Wear chemical resistant clothing. **Where higher splash potential exists** (e.g. loading, unloading, line breaking, sampling of product), wear hard hat and chemical splash shroud, Chemical resistant jacket and pants or bib overalls: PVC, neoprene, PVC coated polyester, or polyester trilaminate gore. Follow all posted PPE requirements.

Engineering Controls

Exposure Controls Appropriate Engineering Controls: Emergency eyewash fountains and safety showers should be available in the immediate vicinity of any potential exposure. Ensure adequate ventilation, especially in confined areas. Ensure all national/local regulations are observed.

Other Work Practices

Put on appropriate personal protective equipment. Chemically compatible gloves (e.g. PVC, nitrile, viton butyl or butyl rubber), Chemical resistant clothing (e.g. PVC, neoprene, PVC coated polyester, or polyester trilaminate gore), and chemical resistant safety goggles and face shield. Where there is insufficient ventilation: wear respiratory protection.

WHERE HIGHER SPASH POTENTIAL EXISTS (e.g. loading, unloading, line breaking, sampling of product), wear hard hat and chemical splash shroud, chemical resistant jacket and pants or bib overalls: PVC, neoprene, PVC coated polyester, or polyester trilaminate gore. Follow all posted PPE requirements **AND** wear goggles and face shield with side and chin protection: chemical and impact resistant. Use only outdoors or in a well-ventilated area. Do not breathe mist, spray, and vapours. Do not get in eyes, on skin, or on clothing. Use appropriate personal protection equipment (PPE). Wear protective gloves, eye protection, face protection (refer to section 8 for more details).

Use good personal hygiene practices. Wash hands and other exposed areas with mild soap and water before eating, drinking or smoking and when leaving work. Promptly remove soiled clothing and wash thoroughly before reuse.

See section 2 for further details.



Safety Data Sheet
Liquid Alum

Revision
Date: 01/27/2025

Section 9. Physical and chemical properties

Information on basic physical and chemical properties

Physical State	liquid
Color	Clear
Odor	Odorless
Odor threshold	No available information
Melting point / freezing point	-15.56 °C (3.99 °F)
Initial boiling point and boiling range	101 °C (213.8 °F)
Flammability (solid, gas)	Not Applicable
Upper/lower flammability or explosive limits	Lower Explosive Limit: No available information Upper Explosive Limit: No available information
Flash Point	No available information
Auto-ignition temperature	No available information
Decomposition temperature	No available information
pH	1.4 - 2.6
Viscosity (cSt)	No available information
Solubility in Water	Completely Soluble in water.
Partition coefficient n-octanol/water (Log Kow)	No available information
Vapour pressure (Pa)	No available information
Relative Density	No available information
Vapour Density	No available information
Evaporation rate (Ether = 1)	No available information Not applicable
Specific Gravity	1.30 - 1.35
Other information	
No other relevant information.	

Section 10. Stability and reactivity

Reactivity

May be corrosive to metals. Contact with metals may evolve flammable hydrogen gas. May react exothermically with water releasing heat. Adding an acid to a base or base to an acid may cause a violent reaction.



Safety Data Sheet
Liquid Alum

Revision
Date: 01/27/2025

Chemical stability

Stable under recommended handling and storage conditions (see section 7).

Possibility of hazardous reactions

Hazardous polymerization will not occur.

Conditions to avoid

Direct sunlight, extremely high or low temperatures, and incompatible materials.

Incompatible materials

Non acid-proof metals (such as aluminum, copper and iron), bases, unalloyed steel, galvanized surfaces.

Hazardous decomposition products

Can liberate toxic and corrosive fumes of SO₂ and SO₃ under extreme conditions when boiled to dryness or heated above 600 ° C (1112 °F).

Section 11. Toxicological information

Acute toxicity

Note: When no route specific LD50 data is available for an acute toxin, the converted acute toxicity point estimate was used in the calculation of the product's ATE (Acute Toxicity Estimate).

	Oral LD50, mg/kg	Skin LD50, mg/kg	Inhalation Vapor LC50, mg/L/4hr	Inhalation Dust/Mist LC50, mg/L/4hr	Inhalation Gas LC50, ppm
Product Acute Toxicity Estimates	NA	NA	NA	NA	NA

Ingredient	Oral LD50, mg/kg	Skin LD50, mg/kg	Inhalation Vapor LC50, mg/L/4hr	Inhalation Dust/Mist LC50, mg/L/4hr	Inhalation Gas LC50, ppm
Aluminium sulfate - (10043-01-3)	6,207.00, Mouse - Category: NA	No data available.	No data available.	No data available.	No data available.

Carcinogen Data

CAS No.	Ingredient	Source	Value
10043-01-3	Aluminium sulfate	IARC	Group 1: No; Group 2a: No; Group 2b: No; Group 3: No; Group 4: No;
		ACGIH	No Established Limit
Classification		Category	Hazard Description
Acute toxicity (oral)		---	Not Applicable
Acute toxicity (dermal)		---	Not Applicable
Acute toxicity (inhalation)		---	Not Applicable
Skin corrosion/irritation		1C	Causes severe skin burns and eye damage.
Serious eye damage/irritation		1	Causes serious eye damage.
Respiratory sensitization		---	Not Applicable



Safety Data Sheet
Liquid Alum

Revision
Date: 01/27/2025

Skin sensitization	---	Not Applicable
Germ cell mutagenicity	---	Not Applicable
Carcinogenicity	---	Not Applicable
Reproductive toxicity	---	Not Applicable
STOT-single exposure	---	Not Applicable
STOT-repeated exposure	---	Not Applicable
Aspiration hazard	---	Not Applicable

Possible routes of entry: No available information

Symptoms and effects, both acute and delayed:

Contact with skin causes severe skin burns. Causes serious eye damage.

Acute Health Effects: the substance causes serious eyes damage and severe burns.

EYE: Contact causes serious eye damage. Causes permanent damage to the cornea, iris, or conjunctiva with redness, pain, swelling, blurred vision, and severe burns (Immediate). No delayed effects from eye contact are expected. No chronic effects from eye contact are known.

SKIN: Causes severe irritation which will progress to chemical burns. Symptoms may include redness, pain, serious skin burns, and blisters. (Immediate). No delayed effects from skin contact are expected. No chronic effects from skin contact are known.

INHALATION: May be corrosive to the respiratory tract. Prolonged exposure may cause irritation of the upper respiratory passages. (Immediate). May cause delayed pulmonary edema. No chronic effects from inhalation are known.

INGESTION: May cause burns or irritation of the linings of the mouth, throat, and gastrointestinal tract (Immediate). No delayed symptoms from ingestion are expected. No chronic effects from ingestion are known.

Indication of Any Immediate Medical Attention and Special Treatment Needed: If exposed or concerned, get medical advice and attention.

Eyes Causes serious eye damage.

Skin Causes severe skin burns and eye damage.

Section 12. Ecological information

Toxicity

No additional information provided for this product. See Section 3 for chemical specific data.

Aquatic Ecotoxicity

Ingredient	96 hr LC50 fish, mg/l	48 hr EC50 crustacea, mg/l	ErC50 algae, mg/l
Aluminium sulfate - (10043-01-3)	186.00, Danio rerio	38.20, Daphnia	No data available.



Safety Data Sheet
Liquid Alum

Revision
Date: 01/27/2025

Persistence and degradability

There is no data available on the preparation itself.

Bioaccumulative potential

No available information

Mobility in soil

No available information

Results of PBT and vPvB assessment

This product contains no PBT/vPvB/vPvM chemicals.

Other adverse effects

No available information

Section 13. Disposal considerations

Waste treatment methods

Dispose of waste material in accordance with all local, regional, federal, provincial, state, territorial and international regulations.

Ecology - Waste Materials: Avoid release to the environment. This material is hazardous to the aquatic environment. Keep out of sewers and waterways.

Additional Information: Container may remain hazardous when empty. Continue to observe all precautions.

Section 14. Transport information



Classification Method: Classified as per Part 2, Sections 2.1-2.8 of the Transportation of Dangerous Goods Regulations.

DOT (Domestic Surface Transportation)

UN number	UN3264
UN proper shipping name	Corrosive liquid, acidic, inorganic, n.o.s., (contains aluminum sulfate)
Transport hazard class(es)	8
Sub Class	Not Applicable
Packing group	III

TDG (Domestic Surface Transportation)

**CHEMTRADE**
Safety Data Sheet
Liquid Alum
Revision
Date: 01/27/2025

UN number	UN3264
UN proper shipping name	Corrosive liquid, acidic, inorganic, n.o.s., (contains aluminum sulfate)
Transport hazard class(es)	8
Sub Class	Not Applicable
Packing group	III

IMO / IMDG (Ocean Transportation)

UN number	UN3264
UN proper shipping name	Corrosive liquid, acidic, inorganic, n.o.s., (contains aluminum sulfate)
Transport hazard class(es)	8
Sub Class	Not Applicable
Packing group	III

ICAO/IATA

UN number	UN3264
UN proper shipping name	Corrosive liquid, acidic, inorganic, n.o.s., (contains aluminum sulfate)
Transport hazard class(es)	8
Sub Class	Not Applicable
Packing group	III

Environmental hazards

IMDG Marine Pollutant: No;

Special precautions for user

No available information

Section 15. Regulatory information

Regulatory Overview The regulatory data in Section 15 is not intended to be all-inclusive, only selected regulations are represented.

Toxic Substance Control Act (TSCA) All components of this material are either listed or exempt from listing on the TSCA Inventory.

NFPA Ranking

Health (blue) :3

Fire (red) :0

Reactivity (yellow) :1

Special (white) : ACID

**Toxic Substance Control Act (TSCA)**



Safety Data Sheet
Liquid Alum

Revision
Date: 01/27/2025

Aluminium sulfate

Water

EPCRA 311/312 Chemicals and RQs (lbs):

Aluminium sulfate (5,000.00)

EPCRA 302 Extremely Hazardous:

To the best of our knowledge, there are no chemicals at levels which require reporting under this statute.

EPCRA 313 Toxic Chemicals:

To the best of our knowledge, there are no chemicals at levels which require reporting under this statute.

Canadian Domestic Substance List (DSL):

Aluminium sulfate

Water

Canadian Non-Domestic Substance List (NDSL):

To the best of our knowledge, there are no chemicals at levels which require reporting under this statute.

New Jersey RTK Substances (>1%):

Aluminium sulfate

Pennsylvania RTK Substances (>1%):

Aluminium sulfate

Proposition 65 - Carcinogens (>0.0%):

To the best of our knowledge, there are no chemicals at levels which require reporting under this statute.

Proposition 65 - Developmental Toxins (>0.0%):

To the best of our knowledge, there are no chemicals at levels which require reporting under this statute.

Proposition 65 - Female Repro Toxins (>0.0%):

To the best of our knowledge, there are no chemicals at levels which require reporting under this statute.

Proposition 65 - Male Repro Toxins (>0.0%):

To the best of our knowledge, there are no chemicals at levels which require reporting under this statute.


CHEMTRADE
**Safety Data Sheet
Liquid Alum**
**Revision
Date: 01/27/2025**
Proposition 65 Label Warning:

This product contains no chemicals known to the State of California to cause cancer and birth defects or other reproductive harm.

Chemical Name (CAS Number)	US TSCA	Australia AICS	Korea ECL	EU EINECS	EU ELINCS	EU SVHC	EN NLP	Mexico INSQ
Aluminium sulfate (10043-01-3)	Yes	Yes	Yes	Yes	No	No	No	Yes

Chemical Name (CAS Number)	China IECSC	Japan ENCS	Japan ISHL	Japan PDSC	Japan PRTR 1	Japan PRTR 2	Philippines PICCS	New Zealand NZIOC
Aluminium sulfate (10043-01-3)	Yes	Yes	No	No	No	No	Yes	Yes

Section 16. Other information
Revision Date 01/27/2025

Revision Number 13

The information and recommendations contained herein are based upon data believed to be correct. However, no guarantee or warranty of any kind, expressed or implied, is made with respect to the information contained herein. We accept no responsibility and disclaim all liability for any harmful effects which may be caused by exposure to our products.

Customers/users of this product must comply with all applicable health and safety laws, regulations, and orders.

The full text of the phrases appearing in section 3 is:

H290 May be corrosive to metals.

H318 Causes serious eye damage.

Disclaimer: The information presented herein is supplied as a guide to those who handle or use this product. Safe work practices must be employed when working with any materials. It is important that the end user makes a determination regarding the adequacy of the safety procedures employed during the use of this product.

End of Document



The Public Health and Safety Organization

NSF Product and Service Listings

These NSF Official Listings are current as of **Monday, December 8, 2025** at 12:15 a.m. Eastern Time. Please contact NSF to confirm the status of any Listing, report errors, or make suggestions.

Alert: NSF is concerned about fraudulent downloading and manipulation of website text. Always confirm this information by clicking on the below link for the most accurate information:

<http://info.nsf.org/Certified/PwsChemicals/Listings.asp?CompanyName=chemtrade&PlantState=Colorado+CO&>

NSF/ANSI/CAN 60 Drinking Water Treatment Chemicals - Health Effects

Chemtrade Solutions LLC (formerly General Chemical LLC)

155 Gordon Baker Road

Suite 300

Toronto, ON M2H 3N5

Canada

1-866-887-8805

416-496-5856

Visit this company's website

(<http://www.chemtradelogistics.com>).

Facility : Denver, CO

Sulfuric Acid

Trade Designation

Sulfuric Acid (All Grades)

Product Function

Corrosion & Scale Control
pH Adjustment

Max Use

50mg/L

Chemtrade Solutions LLC (formerly General Chemical LLC)

155 Gordon Baker Road

Suite 300

Toronto, ON M2H 3N5

Canada

866-887-8805

416-496-5856

Visit this company's website

(<http://www.chemtradelogistics.com>).

Facility : Denver, CO

Aluminum Chlorohydrate[AL]

<i>Trade Designation</i>	<i>Product Function</i>	<i>Max Use</i>
Gen+Pac 2370	Coagulation & Flocculation	250mg/L
Hyper+Ion® 1090	Coagulation & Flocculation	250mg/L
Hyper+Ion® 1204	Coagulation & Flocculation	250mg/L
Hyper+Ion® 2167	Coagulation & Flocculation	250mg/L
Hyper+Ion® 3109	Coagulation & Flocculation	250mg/L
Hyper+Ion® 5044	Coagulation & Flocculation	250mg/L
Hyper+Ion® 700	Coagulation & Flocculation	250mg/L
Hyper+Ion® 800	Coagulation & Flocculation	250mg/L
Hyper+Ion® 8551	Coagulation & Flocculation	250mg/L
Hyper+Ion® 9128	Coagulation & Flocculation	250mg/L
Hyper+Ion® 9313	Coagulation & Flocculation	250mg/L
Hyper+Ion® 9517	Coagulation & Flocculation	250mg/L
PAC 2370	Coagulation & Flocculation	250mg/L

[AL] Based on an evaluation of health effects data, the level of aluminum in the finished drinking water shall not exceed 2 mg/L.

Aluminum Sulfate[AL]

<i>Trade Designation</i>	<i>Product Function</i>	<i>Max Use</i>
Alum	Coagulation & Flocculation	400mg/L
Aluminum Sulfate	Coagulation & Flocculation	400mg/L
Clar+Ion® A1	Coagulation & Flocculation	400mg/L
Clar+Ion® A10	Coagulation & Flocculation	400mg/L
Clar+Ion® A3	Coagulation & Flocculation	400mg/L
Clar+Ion® A5	Coagulation & Flocculation	400mg/L
Clar+Ion® A7	Coagulation & Flocculation	400mg/L

Liquid Alum	Coagulation & Flocculation	400mg/L
Liquid Alum, Acidized 0.5-10.0%	Coagulation & Flocculation	400mg/L

[AL] Based on an evaluation of health effects data, the level of aluminum in the finished drinking water shall not exceed 2 mg/L.

Ammonium Sulfate

Trade Designation	Product Function	Max Use
Ammonium Sulfate Solution	Chloramination	40mg/L
Liquid Ammonium Sulfate	Chloramination	40mg/L

Ferric Sulfate

Trade Designation	Product Function	Max Use
60% LFS	Coagulation & Flocculation	600mg/L
Fer+Ion F10	Coagulation & Flocculation	450mg/L
Fer+Ion F3	Coagulation & Flocculation	600mg/L
Fer+Ion F5	Coagulation & Flocculation	600mg/L
Fer+Ion F7	Coagulation & Flocculation	600mg/L
Ferric Sulfate 50%	Coagulation & Flocculation	600mg/L
Ferric Sulfate 60%	Coagulation & Flocculation	600mg/L
Ferric Sulfate Solution	Coagulation & Flocculation	600mg/L
Liquid Ferric Sulfate	Coagulation & Flocculation	600mg/L

Polyaluminum Chloride[AL]

Trade Designation	Product Function	Max Use
Gen+Pac 2370	Coagulation & Flocculation	250mg/L
Hyper+Ion® 1090	Coagulation & Flocculation	250mg/L
Hyper+Ion® 1204	Coagulation & Flocculation	250mg/L
Hyper+Ion® 2167	Coagulation & Flocculation	250mg/L
Hyper+Ion® 3109	Coagulation & Flocculation	250mg/L
Hyper+Ion® 5044	Coagulation & Flocculation	250mg/L
Hyper+Ion® 700	Coagulation & Flocculation	250mg/L
Hyper+Ion® 800	Coagulation & Flocculation	250mg/L
Hyper+Ion® 8551	Coagulation & Flocculation	250mg/L
Hyper+Ion® 9128	Coagulation & Flocculation	250mg/L
Hyper+Ion® 9313	Coagulation & Flocculation	250mg/L
Hyper+Ion® 9517	Coagulation & Flocculation	250mg/L
PAC 2370	Coagulation & Flocculation	250mg/L

[AL] Based on an evaluation of health effects data, the level of aluminum in the finished drinking water shall not exceed 2 mg/L.

Number of matching Manufacturers is 2

Number of matching Products is 47

Processing time was 1 seconds



CITY OF CAÑON CITY

City Administrator

P.O. Box 1460 • 128 Main Street
Cañon City, CO 81215-1460
(719) 269-9011 • www.canoncity.org

TO: Mayor and City Council

FROM: Ryan Stevens, City Administrator

PREPARED BY: Travis R. Payne

DATE: 01/05/2026

RE: Bid 14-26 Professional Service Contract for Instrumentation Services-Water

SUMMARY: * Bid 14-26 is for the Instrumentation services for the water department. Combee Automation and Integration have been performing this service for the last three years.

Combee has continued to provide high quality services to the water treatment plant.

Also provided is a rate sheet from the other local (Pueblo) contractor that provides this service. Combee continues to have lower rates than that contractor.

Staff recommends a not to exceed amount of \$80,000 to be paid out of GL 50-430-0922-53305

This item will be under requisition 234 in Springbrook

Staff will be at the council meeting to answer any questions.

REVIEWED BY LEGAL? ☐ Yes ☒ No

RECOMMENDED ACTION: Approve bid 14-26 to Combee Automation and Integration for a not to exceed amount of \$80,000.

of attachments 2

AGREEMENT FOR PROFESSIONAL SERVICES**Bid #14-26**

THIS AGREEMENT is made and entered into this **5th day of January, 2026**, by and between the City of Cañon City, P.O. Box 1460, Cañon City, Colorado 81215, a Colorado municipal corporation (the "City"), and **Combee Automation and Integration**, a Business with a principal place of business at 898 9th St. Penrose, CO 81240 ("Consultant") (collectively the "Parties").

WHEREAS, the City requires professional services; and

WHEREAS, Consultant has held itself out to the City as having the requisite expertise and experience to perform the required professional services.

NOW, THEREFORE, for the consideration hereinafter set forth, the receipt and sufficiency of which are hereby acknowledged, the Parties hereto agree as follows:

I. SCOPE OF SERVICES

A. Consultant shall furnish all labor required for the complete and prompt execution and performance of all duties, obligations, and responsibilities which are described or reasonably implied from the Scope of Services set forth in the attached **Exhibit A**.

B. A change in the Scope of Services shall not be effective unless authorized as an amendment to this Agreement. If Consultant proceeds without such written authorization, Consultant shall be deemed to have waived any claim for additional compensation, including a claim based on the theory of unjust enrichment, quantum merit or implied contract. Except as expressly provided herein, no agent, employee, or representative of the City is authorized to modify any term of this Agreement, either directly or implied by a course of action.

II. COMMENCEMENT AND COMPLETION OF WORK

Consultant shall commence work as set forth in the Scope of Services. Except as may be changed in writing by the City, the Scope of Services shall be complete and Consultant shall furnish the City the specified deliverables as provided in **Exhibit A**.

III. COMPENSATION

A. In consideration for the completion of the Scope of Services by Consultant, the City shall pay Consultant an amount not to exceed **Eighty Thousand dollars(\$80,000)**. This maximum amount shall include all fees, costs and expenses incurred by Consultant, and no additional amounts shall be paid by the City for such fees, costs and expenses.

B. Notwithstanding the maximum amount specified in Paragraph A hereof, Consultant shall be paid only for work performed. If Consultant completes the Scope of Services for a lesser amount than the maximum amount, Consultant shall be paid the lesser amount, not the maximum amount.

IV. PROFESSIONAL RESPONSIBILITY

A. Consultant hereby warrants that it is qualified to assume the responsibilities and render the services described herein and has all requisite corporate authority and professional licenses in good standing, required by law.

B. The work performed by Consultant shall be in accordance with generally accepted professional practices and the level of competency presently maintained by other practicing professional firms in the same or similar type of work in the applicable community. The work and services to be performed by Consultant hereunder shall be done in compliance with applicable laws, ordinances, rules and regulations.

C. The City's review, approval or acceptance of, or payment for any services shall not be construed to operate as a waiver of any rights under this Agreement or of any cause of action arising out of the performance of this Agreement.

D. Because the City has hired Consultant for its professional expertise, Consultant agrees not to employ subcontractors to perform any of the work required under the Scope of Services.

V. OWNERSHIP

The materials, items, and work specified in the Scope of Services, together with any and all related documentation and materials provided or developed by Consultant shall be exclusively owned by the City. Consultant expressly acknowledges and agrees that all work performed under the Scope of Services constitutes a "work made for hire." To the extent, if at all, it shall not constitute a "work made for hire," Consultant hereby transfers, sells, and assigns to the City all of its right, title, and interest in such work.

VI. INDEPENDENT CONTRACTOR

Consultant is an independent contractor. Notwithstanding any other provision of this Agreement, all personnel assigned by Consultant to perform work under the terms of this Agreement shall be, and remain at all times, employees or agents of Consultant for all purposes. Consultant shall make no representation that it is a City employee for any purposes.

VII. INSURANCE

A. Consultant agrees to procure and maintain, at its own cost, a policy or policies of insurance sufficient to insure against all liability, claims, demands, and other obligations assumed by Consultant pursuant to this Agreement. Such insurance shall be in addition to any other insurance requirements imposed by law.

B. Consultant shall procure and maintain, and shall cause any subcontractor of Consultant to procure and maintain, the minimum insurance coverages listed below. Such coverages shall be procured and maintained with forms and insurers acceptable to the City. In the case of any claims-made policy, the necessary retroactive dates and extended reporting periods shall be procured to maintain such continuous coverage.

1. Worker's compensation insurance to cover obligations imposed by applicable law for any employee engaged in the performance of work under this Agreement, and Employer's Liability insurance with minimum limits of five hundred thousand dollars (\$500,000) each accident, one million dollars (\$1,000,000) disease – policy limit, and one million dollars (\$1,000,000) disease – each employee. Evidence of qualified self-insured status may be substituted for the worker's compensation requirements of this Paragraph.

2. Commercial general liability insurance with minimum combined single limits of one million dollars (\$1,000,000) each occurrence and one million dollars (\$1,000,000) general aggregate. The policy

shall be applicable to all premises and operations. The policy shall include coverage for bodily injury, broad form property damage (including completed operations), personal injury (including coverage for contractual and employee acts), blanket contractual, products, and completed operations. The policy shall contain a severability of interests provision, and shall be endorsed to include the City and the City's officers, employees, and contractors as additional insureds. No additional insured endorsement shall contain any exclusion for bodily injury or property damage arising from completed operations.

3. Professional liability insurance with minimum limits of six hundred thousand dollars (\$600,000) each claim and one million dollars (\$1,000,000) general aggregate.

C. Any insurance carried by the City, its officers, its employees, or its contractors shall be excess and not contributory insurance to that provided by Consultant. Consultant shall be solely responsible for any deductible losses under any policy.

D. Consultant shall provide to the City a certificate of insurance, completed by Consultant's insurance agent, as evidence that policies providing the required coverages, conditions, and minimum limits are in full force and effect. The certificate shall identify this Agreement and shall provide that the coverages afforded under the policies shall not be cancelled, terminated or materially changed until at least thirty (30) days prior written notice has been given to the City. The City reserves the right to request and receive a certified copy of any policy and any endorsement thereto.

E. Failure on the part of Consultant to procure or maintain the insurance required herein shall constitute a material breach of this Agreement upon which the City may immediately terminate this Agreement, or at its discretion, the City may procure or renew any such policy or any extended reporting period thereto and may pay any and all premiums in connection therewith, and all monies so paid by the City shall be repaid by Consultant to the City upon demand, or the City may offset the cost of the premiums against any monies due to Consultant from the City.

VIII. INDEMNIFICATION

Consultant agrees to indemnify and hold harmless the City and its officers, insurers, volunteers, representative, agents, employees, heirs and assigns from and against all claims, liability, damages, losses, expenses and demands, including attorney fees, on account of injury, loss, or damage, including without limitation claims arising from bodily injury, personal injury, sickness, disease, death, property loss or damage, or any other loss of any kind whatsoever, which arise out of or are in any manner connected with this Agreement if such injury, loss, or damage is caused in whole or in part by, the act, omission, error, professional error, mistake, negligence, or other fault of Consultant, any subcontractor of Consultant, or any officer, employee, representative, or agent of Consultant, or which arise out of a worker's compensation claim of any employee of Consultant or of any employee of any subcontractor of Consultant. Consultant's liability under this indemnification provision shall be to the fullest extent of, but shall not exceed, that amount represented by the degree or percentage of negligence or fault attributable to Consultant, any subcontractor of Consultant, or any officer, employee, representative, or agent of Consultant or of any subcontractor of Consultant. If Consultant is providing architectural, engineering, surveying or other design services under this Agreement, the extent of Consultant's obligation to indemnify and hold harmless the City may be determined only after Consultant's liability or fault has been determined by adjudication, alternative dispute resolution or otherwise resolved by mutual agreement between the Parties, as provided by C.R.S. § 13-50.5-102(8)(c).

IX. TERMINATION

This Agreement shall terminate at the end of the specified contract time, or upon the City's providing Consultant with seven (7) days advance written notice, whichever occurs first. If the Agreement is terminated by the City's issuance of written notice, the City shall pay Consultant for all work authorized and completed prior to the date of termination.

X. MISCELLANEOUS

A. Governing Law and Venue. This Agreement shall be governed by the laws of the State of Colorado, and any legal action concerning the provisions hereof shall be brought in Fremont County, Colorado.

B. No Waiver. Delays in enforcement or the waiver of any one or more defaults or breaches of this Agreement by the City shall not constitute a waiver of any of the other terms or obligation of this Agreement.

C. Integration. This Agreement and any attached exhibits constitute the entire Agreement between Consultant and the City, superseding all prior oral or written communications.

D. Third Parties. There are no intended third-party beneficiaries to this Agreement.

E. Notice. Any notice under this Agreement shall be in writing, and shall be deemed sufficient when directly presented or sent pre-paid, first class United States Mail to the party at the address set forth on the first page of this Agreement.

F. Severability. If any provision of this Agreement is found by a court of competent jurisdiction to be unlawful or unenforceable for any reason, the remaining provisions hereof shall remain in full force and effect.

G. Modification. This Agreement may only be modified upon written agreement of the Parties.

H. Assignment. Neither this Agreement nor any of the rights or obligations of the Parties hereto, shall be assigned by either party without the written consent of the other.

I. Governmental Immunity. The City, its officers, and its employees, are relying on, and do not waive or intend to waive by any provision of this Agreement, the monetary limitations or any other rights, immunities, and protections provided by the Colorado Governmental Immunity Act, C.R.S. § 24-10-101, *et seq.*, as amended, or otherwise available to the City and its officers or employees.

J. Rights and Remedies. The rights and remedies of the City under this Agreement are in addition to any other rights and remedies provided by law. The expiration of this Agreement shall in no way limit the City's legal or equitable remedies, or the period in which such remedies may be asserted, for work negligently or defectively performed.

K. Subject to Annual Appropriations. Consistent with Article X, § 20 of the Colorado Constitution, any financial obligations of the City not performed during the current fiscal year are subject to annual appropriation, and thus any obligations of the City hereunder shall extend only to monies currently appropriated and shall not constitute a mandatory charge, requirement or liability beyond the current fiscal year.

IN WITNESS WHEREOF, the Parties hereto have executed this Agreement on the date first set forth above.


CITY OF CAÑON CITY, COLORADO

City Administrator

ATTEST:

City Clerk

CONSULTANT

By: 


STATE OF COLORADO)
) ss.
COUNTY OF Fremont)

The foregoing Professional Agreement for Services was subscribed, sworn to and acknowledged before me this 18 day of December, 2025 by Cody Combee as owner of Combee Automation & Integration

My commission expires: 8/2/26

(SEAL)





Notary Public

EXHIBIT A**SCOPE OF SERVICES**

Contract length will be from 1/1/2026-12/31/2026



QUOTE

Date: 12/9/2024
Q#2601

Combee Automation and Integration

Customer: City of Canon City. Attn:
Travis Payne

Qty	Description	Unit Price
Overview	<p><u>Contract Instrumentation and Control Engineering Services:</u></p> <ol style="list-style-type: none"> 1. Scope of work <ol style="list-style-type: none"> a. Programming and HMI improvements. b. Troubleshoot control system upon any type of failure. Control system to include: PLC's, Network (within control system), control system CPU's, HMI, Data Gathering system, Instrumentation, MCC's (up to 480V), actuators, and software. c. Installation services of control system components to include: Physical install (Plumbing, wiring, Panel mounting, etc.), configuration, and integration into SCADA (PLC programming, and HMI modification, Datalogging, Alarm creation etc.) d. Continuous and Preventative maintenance. Such as, calibrations, system assessment, system inspection for anything within the control system (SCADA) e. Provide training on any changes made, or any part of the system per request. Training will be in person (for applicable staff). f. All work to be performed with staff approval. g. Any parts and supplies needed will be billed at the current market value; or supplied by the City of Canon City. <ol style="list-style-type: none"> i. All basic Technician tools (hand tools, electrical test equipment, laptop, and communication cables, and handheld power tools) shall be provided by CAI. 	

Hours & Rates	<ol style="list-style-type: none"> 1. To work, 2 - 8-hour days per week (approx. 64 hours/ month) on anything plant Operations and Maintenance needs. To be charged at "normal hourly rate" 2. Phone calls are of no charge from M-F 6am – 6pm. Outside of those hours calls are charged Over time Rate with a 30-minute minimum accumulated call length. 3. If called in to a facility (physically at plant) during the hours of M-F 6am – 6pm, Those hours will be applied to the 16hrs per week or charged the "normal hourly rate". If an excess of 16 hours per week is required, then the "normal hourly rate" will be applied to the excess hours under 40 hours. 4. If more than 40 hours in a week is required, then the "Overtime rate" will be applied to the hours over 40. 5. If required at a facility outside of the normal hours (M-F 6am – 6pm) "Overtime Rate" will be charged 6. Travel is at no charge. 	
Normal Hourly Rate	Monday – Friday 6am-6pm per hour rate	\$87.50



3030 Granada BLVD. Pueblo, Colorado 81005 Phone: (719) 547-1852 Fax (719) 547-1849

Rate Schedule

The following are the published rates of Five Star Automation, Inc. Effective January 1, 2023.

Consulting Services	\$145.00/Hour Straight Time
Engineering and Programming Services.....	\$145.00/Hour Straight Time
Drafting Services	\$115.00/Hour Straight Time
Control Panel Manufacturing Labor.....	\$105.00/ Hour Straight Time
Mileage.....	\$.78/Mile

Basic Electrical Troubleshooting and maintenance services...\$145.00/Hour Straight Time

Travel and Living at Cost plus 15%

Payment Terms: Due Upon Receipt of Invoice

Straight Time is charged on a normal working day
(Monday through Friday, 8:00 a.m. to 5:00 p.m.)

Overtime (other than Straight Time or Double Time)
is charged at 1.5 times the Straight Time Rate.

Double Time (Sundays and Five Star Automation,
Inc. observed Holidays) Is charged at 2.0 times the
Straight Time rate.

Five Star Automation, Inc. observed Holidays

New Year's Day
Memorial Day
Independence Day
Labor Day
Thanksgiving
Christmas



CITY OF CAÑON CITY

City Administrator

P.O. Box 1460 • 128 Main Street
Cañon City, CO 81215-1460
(719) 269-9011 • www.canoncity.org

TO: Mayor and City Council
FROM: Ryan Stevens, City Administrator
PREPARED BY: Destiny D. Dunaway
DATE: 01/05/2026
RE: P-Card Disbursements to Ratify 09/18/2025-10/17/2025

SUMMARY:* See Attached Summary of P-Card Disbursements to Ratify by Fund

REVIEWED BY LEGAL? ☐ Yes ☒ No

RECOMMENDED ACTION: Ratify and File

of attachments 2



CITY OF CAÑON CITY

Finance Department

P.O. Box 1460 • 128 Main Street
Cañon City, CO 81215-1460
(719) 269-9011 • Fax: (719) 269-9017

TO: Mayor and City Council

FROM: Ryan Stevens, City Administrator

PREPARED BY: Destiny Dunaway, Accounts Payable

DATE: January 05, 2025

RE: P-Card Disbursements to Ratify 09/18/2025-10/17/2025

Summary of P-Card Disbursements by Fund:

GENERAL FUND DISBURSEMENTS	\$	62,866.47
WATER FUND DISBURSEMENTS	\$	11,037.89
PARKS FUND DISBURSEMENTS	\$	24,689.22
ALL OTHER FUND DISBURSEMENTS	\$	<u>1,396.86</u>
GRAND TOTAL	\$	99,990.44

RECOMMENDED ACTION: Ratify and File

ATTACHMENTS: Detail of vendors paid

Detail of Purchase Card Disbursements 09/18/2025 - 10/17/2025						
Vendor	Description	Amount	General Fund	Water Fund	Parks Fund	Other Funds
2pitney Bowes Inc.	Postage Machine Meter Fee/Supplies	333.70	333.70	-	-	-
Action Targets	Shooting Range Equipment	1,388.49	1,388.49	-	-	-
Affordable Seamstress	Uniform Patches	90.00	90.00	-	-	-
All Padlocks	Padlocks	123.25	123.25	-	-	-
Alta Convenience	Fuel - Battle Op	34.00	34.00	-	-	-
Amazon	DVD's, Books, Uniform Boots, Equipment**	2,051.42	965.87	284.43	801.12	-
Amazon	Computer Components - New AV Computer Build	1,358.67	1,358.67	-	-	-
Amazon	Operating Supplies, Office Supplies	1,883.69	1,790.18	46.50	47.01	-
Amazon	Small Items of Equipment, Vehicle Repair Parts**	2,086.70	2,086.70	-	-	-
Apex Twin Enviro	Bid 09-25 Trash Service November 2025*	768.97	361.94	83.69	323.34	-
Apple.Com	Cloud Storage	6.93	6.93	-	-	-
At&t	Cellular Service	1,440.55	1,328.69	-	70.00	41.86
AutoNation	Oil Cooler BSH-403 W/O 10-11	290.50	290.50	-	-	-
AutoZone	Vehicle Repair Parts	888.97	888.97	-	-	-
Avis Rent-A-Car	Rental Car - Civilian Leadership Training	703.51	703.51	-	-	-
B&H Photo	CCTV Supplies	894.68	894.68	-	-	-
Bambu Lab	3D Printer Filament	168.88	168.88	-	-	-
Belson Outdoors	Bid #37-25 Benches - Tennis/Pickleball Courts*	3,433.62	-	-	3,433.62	-
Best Car Wash	Car Wash	20.09	-	20.09	-	-
Big R	Uniform Purchase, Operating Supplies	1,057.79	719.87	42.97	-	294.95
Big R	Uniform Purchases - Parks Dept	1,134.05	-	-	1,134.05	-
Big State Industrial Supply	Gloves & Wipes Stock	878.70	878.70	-	-	-
Bradys Locksmith	Deadbolt Replacement - Veterans Park	219.00	-	-	219.00	-
Canon City Daily Record	Monthly Digital Subscription	6.00	6.00	-	-	-
Canon City Mugs	Luncheon -Cyber Workgroup, Executive	186.44	186.44	-	-	-
Carochi Brothers Machine	Operating Supplies	1,600.00	-	1,600.00	-	-
Centurylink Lumen	Fax/Elevator Phone Lines 09/22/25-10/21/26	288.88	288.88	-	-	-
Chewy.Com	K9 Food - Radar	92.20	92.20	-	-	-
Chilis	Lunch Meeting - Director of Colorado Recovery Services	54.08	54.08	-	-	-
Cintas Corp	Fleet Uniform Service, Shop Rags	458.05	418.05	-	40.00	-
Circle K	Fuel - Civilian Leadership Training	11.03	11.03	-	-	-
Cisco Systems Inc	Remote Meeting Software	74.50	74.50	-	-	-
City Market	Liquor Server Training Supplies	55.83	55.83	-	-	-
Clean Company	Janitorial Supplies, Pet Waste Bags	1,519.19	587.19	-	932.00	-
CO Division of Motor Vehicles	Title Request, Air Brakes Test	19.73	7.20	-	12.53	-
Coleman Auto Supply	Vehicle Repair Parts	1,258.90	1,252.42	6.48	-	-
Colorado CWP	License Renewal	270.00	-	270.00	-	-
Colorado DPO	Professional Engineer License Renewal	60.00	60.00	-	-	-
Colorado Municipal Clerks	Dinner - Award Ceremony	60.00	60.00	-	-	-
Colorado Politics	Monthly Subscription Fee	16.60	16.60	-	-	-
Colorado Prima	2026 Membership Dues	60.00	60.00	-	-	-
Colorado Springs Airport	Parking - Civilian Leadership Training	55.00	55.00	-	-	-
Conoco	Fuel - FBINA Chapter Conference	52.27	52.27	-	-	-
Custom13FA	Instructor Shirts - PD Training	524.00	524.00	-	-	-
Days Inns	Lodging - CSO Training	330.30	330.30	-	-	-
Dell	Monitors & Laptop**	2,357.00	2,357.00	-	-	-
Demco Inc	Book Processing Supplies	808.17	808.17	-	-	-
Dillard's	Detective Uniforms	130.00	130.00	-	-	-
Diritos	Lunch - Leadership Training, Community Agency Funding	298.17	298.17	-	-	-
Downtown Colorado, Inc	DCI Annual TIF Summit Registration	10.69	10.69	-	-	-
Epson Labelworks	Spine Label Tape	639.78	639.78	-	-	-
FBINAA	Dress Down Uniform - PD	110.00	110.00	-	-	-
Fremont County Sheriffs Office	Civil Standby for Client	225.25	225.25	-	-	-
Fremont Sanitation	Sewer Services September 2025	738.24	297.82	17.27	423.15	-
Gobins Business Solution	Monthly Copier Maintenance 7/14/25-9/13/25**	4,446.79	4,446.79	-	-	-
Google Gsuite	Cloud Collaboration Software	8.00	8.00	-	-	-
Government Finance Office	ACFR Review Fee	590.00	590.00	-	-	-
Gravity Haus Breckenridge	Lodging - Evidence Training	533.70	533.70	-	-	-
Hach Company	Lab Supplies	1,845.16	-	1,845.16	-	-
Hadley's	DOT Compliance Stickers, Uniform Embroidery	133.00	133.00	-	-	-
Hampton Inns	Tax Exempt Refund - K9 Training	(17.45)	(17.45)	-	-	-
Harbor Freight	Operating Supplies, Truck Tools	370.05	95.64	254.42	19.99	-
Holiday Inn Express	Lodging - Impact Training	144.00	144.00	-	-	-
Home Depot	Operating Supplies, ADA Compliance Parts, Concrete Materials	1,493.84	588.50	790.91	114.43	-
House Beautiful Magazine	Library Subscription Renewal	32.61	32.61	-	-	-
IACP	Refund for Cancellation	(250.00)	(250.00)	-	-	-
Ice House	Ice	3.00	-	3.00	-	-
In + Out Car Wash	Car Wash	10.00	-	10.00	-	-
Ingram Library Services	Book Order**	5,982.58	5,422.58	-	-	560.00
Insight Public Sector	Veeam Backup Licensing, Microsoft Extension	675.70	675.70	-	-	-
Jacks Small Engines	Trencher - Parks Department, 3 Quotes*	4,199.00	-	-	4,199.00	-
JCPenney	Detective Uniforms	78.40	78.40	-	-	-
Jimmy Johns	Lunch - Leadership Training, Consult Interviews	341.26	341.26	-	-	-
Kansas Turnpike Authority	Toll Fee - Officer Training	6.98	6.98	-	-	-
Kioware	Kiosk Software	69.92	69.92	-	-	-
Knecht	Small Items of Equipment, Operating Supplies	410.28	295.51	-	114.77	-
Knecht	Irrigation/Maintenance Supplies, Paint Supplies**	2,080.35	-	-	2,080.35	-
Knecht	Operating Supplies, Batteries, Oil/Fluids	1,073.73	-	838.64	172.31	62.78
Kohls	Detective Uniforms	89.98	89.98	-	-	-
LL Johnson Dist Co	Mower Belts Stock	320.10	-	-	320.10	-
McCandless Truck Center	Equipment Repair Parts W/O 10-19	71.52	71.52	-	-	-
McDonalds	Meal - FBINA Conference	16.00	16.00	-	-	-
Microsoft	Redundant DNS Service	6.41	6.41	-	-	-
Middicks Locksmith Shop	Keys	49.00	35.00	-	14.00	-
Monarch	Lodging - FBINA Chapter Conference	829.52	829.52	-	-	-
MOXY Hotels	Lodging - Small Scale Development Forum	559.65	559.65	-	-	-
Murphy Express	Fuel - K9 Training	31.79	31.79	-	-	-
Napa Auto Parts	Vehicle Repair Parts	212.20	163.60	-	48.60	-

Detail of Purchase Card Disbursements 09/18/2025 - 10/17/2025						
Vendor	Description	Amount	General Fund	Water Fund	Parks Fund	Other Funds
National Tactical Officers Association	Membership	100.00	100.00	-	-	-
New Yorker	Library Subscription Renewal	157.34	157.34	-	-	-
Oreilly	Vehicle Repair Parts, Operating Supplies**	2,872.79	2,746.57	126.22	-	-
Owl Cigar Store	Dinner - DICE During Meeting	116.80	116.80	-	-	-
Personnel Evaluation	Applicant Evaluations	150.00	150.00	-	-	-
Pet Spa	K9 Grooming -Joey	70.50	70.50	-	-	-
Phillips 67	Fuel - FBINA Conference	58.52	58.52	-	-	-
Positive Promotions	Red Ribbon Week Swag	397.83	397.83	-	-	-
Rampart Supply	Master Valve Replacement Materials - Mt. View Park	855.00	-	-	855.00	-
Ray Allen Manufacturing	K9 Supplies -Ares	777.47	777.47	-	-	-
Refuge Medical Training	Virtual Training Registration	1,487.64	1,487.64	-	-	-
Republic Services	PD Trash Dump	32.43	32.43	-	-	-
Rev.Com	Zoom Transcription	40.00	40.00	-	-	-
Road & Track Magazine	Library Subscription Renewal	54.35	54.35	-	-	-
Road Side Supplies LLC	Sign Posts, Bases	1,758.25	1,758.25	-	-	-
Roots Lawn Care and Landscaping	Bid #15-25 Contracted Mowing - August & September 2025*	7,045.00	-	-	7,045.00	-
Royal Gorge Bridge	Boo At The Bridge Tickets - Staff Working Event	80.00	80.00	-	-	-
Safeway	Breakroom Supplies	158.94	-	158.94	-	-
Sams Club	Meeting/Cirsa Training Items	177.00	177.00	-	-	-
Scribe	SOP Software	91.86	91.86	-	-	-
Secom Inc	Internet Service October 2025 - PD/City Hall/Library	556.88	556.88	-	-	-
Seufer Tree Farm	Tree Voucher Program	1,724.95	-	-	1,724.95	-
Shell Oil	Fuel - K9 Training	449.79	449.79	-	-	-
Sherwin Williams	Paint - Library	42.20	42.20	-	-	-
Sky & Telescope Magazine	Library Subscription Renewal	59.46	59.46	-	-	-
Snipe-It (Grokability)	Inventory Software	39.99	39.99	-	-	-
Sonic Drive In	Breakfast - PD Supervisor Training	152.15	152.15	-	-	-
Southern Living Magazine	Library Subscription Renewal	45.27	45.27	-	-	-
Southwest Airlines	Airfare - Springbrook Conference, Civilian Leadership, Refuge Training	847.32	497.36	349.96	-	-
Spectrum	Fiber Internet Feed for Peg Channel	1,998.44	1,998.44	-	-	-
Sports Illustrated	Library Subscription Renewal	35.00	35.00	-	-	-
Springbrook Software	Springbrook Conference Registration	895.00	-	895.00	-	-
Springhill Suites	Lodging - Civilian Leadership Training	723.84	723.84	-	-	-
Starbucks	Coffee - Leadership Training	68.00	68.00	-	-	-
State Supply Company	Pump Bearing - PD Chiller	916.44	916.44	-	-	-
Sticker Mule	CMCA Conference Items	100.00	100.00	-	-	-
Stop Stick, Ltd.	Patrol Equipment	641.00	641.00	-	-	-
Subway	Command Working Lunch	66.75	66.75	-	-	-
SunCoast Learning	Surface Water Treatment Course	225.00	-	225.00	-	-
Sunset Magazine	Library Subscription Renewal	29.95	29.95	-	-	-
Symbolarts LLC	Challenge Coins	1,006.95	1,006.95	-	-	-
Tmobile	Cellular Bill August & September 2025	8,736.64	6,867.99	1,397.26	247.92	223.47
Tractor Supply	Equipment - DICE Unit, K9 Supplies - Ares	130.41	130.41	-	-	-
True Value	Chainsaw Loop	83.72	-	-	83.72	-
USABlueBook	Lab Supplies	921.38	-	921.38	-	-
USPS	Postage Stamps Rolls	200.00	200.00	-	-	-
Vdara	Springbrook Conference	225.63	-	225.63	-	-
Wall Street Journal	Library Subscription	200.62	200.62	-	-	-
Walmart	Operating Supplies, Event Supplies, Uniform Purchase	1,700.70	1,096.45	225.94	164.51	213.80
Winsupply	Wire	48.75	-	-	48.75	-
Your Membership	Water Distribution Inspector Job Posting	399.00	-	399.00	-	-
Zoom.Com	Remote Meeting Software	163.96	163.96	-	-	-
Grand Total		99,990.44	62,866.47	11,037.89	24,689.22	1,396.86
* Bids Submitted by Department Head						
** Multiple Purchases						



CITY OF CAÑON CITY

City Administrator

P.O. Box 1460 • 128 Main Street
Cañon City, CO 81215-1460
(719) 269-9011 • www.canoncity.org

TO: Mayor and City Council
FROM: Ryan Stevens, City Administrator
PREPARED BY: Destiny D. Dunaway
DATE: 01/05/2026
RE: Cash Disbursements 12/16/2025 – 01/05/2026

SUMMARY: * See Attached Summary of Cash Disbursements by Fund

REVIEWED BY ☐ Yes ☒ No
LEGAL?

RECOMMENDED Receive and File
ACTION:

of attachments 2



CITY OF CAÑON CITY

Finance Department

P.O. Box 1460 • 128 Main Street
Cañon City, CO 81215-1460
(719) 269-9011 • Fax: (719) 269-9017

TO: Mayor and City Council

FROM: Ryan Stevens, City Administrator

PREPARED BY: Destiny Dunaway, Accounts Payable

DATE: January 05, 2026

RE: Cash Disbursements 12/16/2025 – 01/05/2026

Summary of Cash Disbursements by Fund:

GENERAL FUND DISBURSEMENTS	\$ 280,418.82
PARKS FUND DISBURSEMENTS	\$ 20,413.13
QUALITY OF LIFE FUND DISBURSEMENTS	\$ 132,835.45
2A STREET IMPROVEMENT DISBURSEMENTS	\$ 153,314.43
SWIMMING POOL CONSTRUCTION TAX	\$ 4,935.70
WATER FUND DISBURSEMENTS	\$ 193,716.27
RAW WATER FUND DISBURSEMENTS	\$ 423.50
STORMWATER FUND DISBURSEMENTS	\$ 3,271.79
SELF-INSURANCE FUND DISBURSEMENTS	<u>\$ 101,784.72</u>
GRAND TOTAL	\$ 891,113.81

RECOMMENDED ACTION: Receive and file

ATTACHMENTS: Detail of vendors

Detail of Cash Disbursements

12/16/2025 through 01/05/2026



Check No.	Vendor/Employee	Transaction Description	Date	Amount
Fund: 10 General Fund				
6782	3 Rocks Engineering	Deed - 2406 N 9th St	01/05/2026	750.00
ACH	Acorn Petroleum	Bulk Oil	01/07/2026	742.24
ACH	Albertsons Companies, Inc.	Health Fair Prescription Drug Cost	01/07/2026	219.96
6800	A LeClair	Reimbursement	01/05/2026	550.00
ACH	American Family Life Assurance Co	December 2025 Voluntary Benefits	01/05/2026	2,518.61
6783	American Mechanical Services of Colorado Springs	Snow Melt System Repair	01/05/2026	610.00
6784	AMR Of Colorado	Blood Draw PD	01/05/2026	45.00
6786	AT&T Mobility - CC	Cellular IoT - November 2025 PD/Streets	01/05/2026	469.30
ACH	Atmos Energy	Gas Services November 2025	01/05/2026	254.24
ACH	Axon Enterprise, Inc.	Bid #04-21 - Axon (5 of 5)	01/07/2026	5,405.62
ACH	Black Hills Energy	Electric Service November 2025	01/05/2026	90.98
6792	B Duval	Sidewalk Reimbursement	01/05/2026	2,405.84
6788	Canon City Tire & Service	Tires & Alignment Service	01/05/2026	3,200.10
6789	Canon Literacy Center	Community Agency Funding - Snacks/Books	01/05/2026	1,193.98
6801	C Leonard	Per diem - FBINA Conference	01/05/2026	528.00
ACH	Clean Company of Fremont County LLC	Bid 01-24 Janitorial Services	01/07/2026	8,762.64
ACH	Colorado Asphalt Pavement Assoc	2026 Membership Renewal	01/07/2026	250.00
6790	Colorado Dept Of Agriculture	Radar Tuning Forks Certification	01/05/2026	178.00
6791	Credit Union of Colorado	Sidewalk Reimbursement	01/05/2026	161.75
6793	Family Crisis Services Inc	Community Agency Funding - Crisis Hotline	01/05/2026	2,228.35
ACH	FPPA	Police Pension/D&D/457 Contributions	01/05/2026	39,993.22
6794	Fremont County Weed Management	2025 Noxious Weed Control	01/05/2026	2,875.00
6797	Highlands Point Capital LLC	Bid# 97-25 Garage Door Repair	01/05/2026	2,020.05
ACH	Insight Public Sector Inc.	Bid#: 89-25 - Insight (Dell Servers)	01/07/2026	123,145.53
6798	Jim's Tire Service, Inc.	Tire Repair	01/05/2026	270.31
6805	J Sabatino	Per diem - FBINA Conference	01/05/2026	495.00
6806	J Schick	Per diem - FBINA Conference	01/05/2026	135.00
ACH	Johnson Controls Security Solutions LLC	January & February 2026 Billing	01/07/2026	1,284.07
6796	K Herrin	Working Meal - PD	01/05/2026	138.25
ACH	L.N. Curtis & Sons	PD Uniforms	01/07/2026	1,015.03
6799	Laddbo Investments, LLC	Sidewalk Reimbursement	01/05/2026	4,535.60
ACH	Master Printers	Business Cards, Name Tags/Plates	01/07/2026	597.00
ACH	McCasland Glass	Repair Parts- Door Glass w/o 12-6	01/07/2026	185.00
ACH	Medical Air Services Association, Inc.	December 2025 Voluntary Benefits	01/07/2026	618.00
ACH	Mission Square 401	Employee 401 Contributions	01/05/2026	29,438.40
ACH	Mission Square 457	Employee 457 Deductions	01/05/2026	3,328.14
ACH	Mission Square Roth	Employee ROTH IRA Deductions	01/05/2026	169.00
ACH	Mutual Of Omaha	January 2026 Life/Voluntary Life	01/05/2026	7,781.33
6803	Psychological Dimensions, LLC	PComps - PD Applicants	01/05/2026	900.00
ACH	Rocky Mountain Reserve	December 2025 Flexible Spending Admin Fees/Reimbursements	01/05/2026	465.29
ACH	Schusters Printing LLC	Colorful Banners - Main Street	01/07/2026	2,285.76
6808	T Freeman	Council Elect's Photos	01/05/2026	175.00
6809	The Bridge Youth Center	Community Agency Funding - High Speed Internet	01/05/2026	284.85
6787	T Bell	Per diem - FBINA Conference	01/05/2026	168.00
6810	Uncaged Today, Inc.	Community Agency Funding - Self Defense Program	01/05/2026	4,707.87
ACH	US Bancorp	CT077-2484460-007 Police Vehicles Lease, Pmt 7	01/05/2026	13,568.72
6812	Walmart Restitution Recovery	Reimbursement	01/05/2026	32.50
6802	W Ownbey	Per diem - Instructor Armorer Training	01/05/2026	275.61
ACH	Zimmermans Body Shop LLC	Vehicle Repairs - Jeep Grand Cherokee ANQX40	01/07/2026	8,966.68
Total for Fund:10 General Fund				280,418.82
Fund: 20 Parks Improvement				
6786	AT&T Mobility - CC	Cellular IoT - November 2025 - Parks	01/05/2026	73.60
ACH	Atmos Energy	Gas Services November 2025	01/05/2026	270.69
ACH	Black Hills Energy	Electric Service November 2025	01/05/2026	456.87
ACH	Galloway & Company LLC	Bid #57-25 Cemetery Expansion & GIS Conversion	01/07/2026	6,284.16
6798	Jim's Tire Service, Inc.	Flat Repair- Mule	01/05/2026	156.42
ACH	Mutual Of Omaha	January 2026 Employee Life	01/05/2026	981.59
6807	Tall Timbers Tree & Shrub Service, Inc.	Bid #06-25 Tree Contract-Tree Removal	01/05/2026	11,584.00
6811	Van Diest Supply	CB Panoptix, CB Defoamer	01/05/2026	605.80
Total for Fund:20 Parks Improvement				20,413.13
Fund: 26 Quality of Life Fund				
6782	3 Rocks Engineering	Bid #64-25 Orchard & Central Engineering Services	01/05/2026	5,038.05
ACH	ICON Engineering Inc	Bid #63-25 3rd Street Connector Engineering Services	01/07/2026	1,825.00
ACH	PORT Architecture and Urbanism LLC	Bid #49-25Western Gateway Park & Centennial	01/07/2026	125,972.40
Total for Fund:26 Quality of Life Fund				132,835.45
Fund: 27 2A Street Improvement Fund				
ACH	Avalanche Excavating, Inc	Bid# 17-25 Justice Center 2A Street Project	01/07/2026	153,314.43
Total for Fund:27 2A Street Improvement Fund				153,314.43
Fund: 28 Swimming Pool Construction Tax				
ACH	CC Area Metropolitan Recreation & Park District	Pool Development Costs November 2025	01/07/2026	4,935.70
Total for Fund:28 Swimming Pool Construction Tax				4,935.70
Fund: 50 Water Enterprise Fund				
6785	Amy's Crane Service Inc	Pulling the Low Head Pumps for Service	01/05/2026	1,155.00
ACH	Atmos Energy	Gas Services November 2025	01/05/2026	95.65
ACH	Black Hills Energy	Water Service November 2025	01/05/2026	8,015.77
6788	Canon City Tire & Service	Tire Repair	01/05/2026	22.88
ACH	Chemtrade Chemicals US	Bid 6-23 Extension Aluminum Sulfate Purchase	01/07/2026	6,960.35
ACH	Combee Automation & Integration	Bid 19-25 Water Instrumentation Services	01/07/2026	5,440.00
ACH	Core & Main LP	Bid 16-22 Extension Water Stock	01/07/2026	9,651.43
6795	Havs Cattle and Trucking	Treatment Plant Residuals Disposal	01/05/2026	2,370.04
ACH	JR Engineering LLC	Task # 012 Water Service Line Identification	01/07/2026	6,625.00
ACH	Langston Concrete, Inc.	Bid #04-25 Flow Fill, 13th and Rudd	01/07/2026	607.50
ACH	Master Printers	November Split Fluoride	01/07/2026	23.92
ACH	Mutual Of Omaha	January 2026 Employee Life	01/05/2026	1,696.37
6781	Proficient Property Management Services	Utility Billing Reimbursement	01/05/2026	170.62
ACH	PVS DX	Bid 13-25 Chlorine Purchase	01/07/2026	2,955.40
6804	Rhoades Construction	Bid 62-25 9th St Water Line Work	01/05/2026	144,666.10
ACH	United Companies	Bid 03-25, Hot Mix Asphalt	01/07/2026	1,230.00
ACH	Water Technology Group	Power Frame - N. 9th Pump Station	01/07/2026	2,030.24
Total for Fund:50 Water Enterprise Fund				193,716.27
Fund: 52 Raw Water Enterprise Fund				
ACH	Martin and Wood Water Consultants, Inc.	Work on Oak Creek Reservoir	01/07/2026	423.50
Total for Fund:52 Raw Water Enterprise Fund				423.50
Fund: 55 Stormwater Fund				
6794	Fremont County Weed Management	2025 Noxious Weed Control	01/05/2026	3,125.00

Detail of Cash Disbursements
12/16/2025 through 01/05/2026



Check No.	Vendor/Employee	Transaction Description	Date	Amount
ACH	Mutual Of Omaha	January 2026 Employee Life	01/05/2026	101.87
6781	Proficient Property Management Services	Utility Billing Reimbursement	01/05/2026	44.92
Total for Fund:55 Stormwater Fund				3,271.79
Fund: 60 Self-Insurance Fund				
ACH	Meritain-C	Health Insurance Claims December 2025	01/05/2026	55,705.86
ACH	Meritain-H	January 2026 Health Insurance	01/05/2026	46,078.86
Total for Fund:60 Self-Insurance Fund				101,784.72
Grand Total				891,113.81



CITY OF CAÑON CITY

City Administrator

P.O. Box 1460 • 128 Main Street
Cañon City, CO 81215-1460
(719) 269-9011 • www.canoncity.org

TO: Mayor and City Council
FROM: Ryan Stevens, City Administrator
PREPARED BY: Ryan Stevens
DATE: 01/05/2026
RE: City Administrator's Report

SUMMARY: * Please see the attached.

REVIEWED BY ☐ Yes ☒ No
LEGAL?

RECOMMENDED N/A
ACTION:

of attachments 1



CITY OF CAÑON CITY

City Administrator

P.O. Box 1460 • 128 Main Street
Cañon City, CO 81215-1460
(719) 269-9011 • www.canoncity.gov

177

TO: Mayor and City Council

FROM: Ryan Stevens, City Administrator

DATE: January 5, 2026

RE: Administrator's Report

Public Works Update:

Project	Status	Timeline
Utility Cut List, Saw Cutting, Cleaning, Patching	In Progress. List Complete except for (2) cuts.	As material is available. Completed for the season.
Leaf Pickup, Complete town sweep.	Completed.	By 12/19/25.
Street Sweeping	On-Going.	Continuous Schedule
Pothole Patching	On-Going	Continuous
Stormwater Field Operations	Culvert cleaning & inlet vacing, including videoing.	Continuous
SCF Requests	Completed. 1 of 1	By 12/19/25.
End of year leaf pickup numbers.	In Progress.	By 12/31/25.
Special Events/Road Closures	Christmas Parade/ Completed.	By 12/6/25.
End of year reports	In Progress.	12/31/25.
Street light (15 th Round-about)	Completed.	12/19/25.

Water Distribution:

of Water Locates: 236

Water Line Leaks: 6

Location	Material
814 Rudd	Replace Service Line
1318 Rudd	Beam break on 4" Cast
1013 Beech	Contractor broke corp at saddle
2845 Central	Service line leak
161 Wild Rose	Meter bottom broke
504 Allison	Fiber Contractor hit customer side service

- Lead service lines- Fourth batch of addresses out.
- Batch 1 (100 – 600 Macon Avenue)
 - 56 = Total Addresses in batch
 - 10 = Number of addresses excluded from verification process
 - 24 = Self-verifications completed
 - 12 = Test hole verifications completed
 - **10 = Total remaining to verify**
 - 26 = Non-Lead
 - 10 = Galvanized
 - 0 = Unknown
 - 0 = Lead
- Batch 2 (700 – 1100 Macon Avenue)
 - 65 = Total Addresses in batch
 - 16 = Number of addresses excluded from verification process
 - 17 = Self-verifications completed
 - 0 = Test hole verifications completed
 - **32 = Total remaining to verify**
 - 9 = Non-Lead
 - 6 = Galvanized
 - 2 = Unknown
 - 0 = Lead
- Batch 3 (100 – 800 Greenwood Avenue)
 - 99 = Total Addresses in batch
 - 14 = Number of addresses excluded from verification process
 - 22 = Self-verifications completed
 - 0 = Test hole verifications completed
 - **63 = Total remaining to verify**
 - 13 = Non-Lead
 - 9 = Galvanized
 - 0 = Lead
- Batch 4 (900 – 1400 Greenwood Avenue)
 - 72 = Total Addresses in batch
 - 11 = Number of addresses excluded from verification process
 - 12 = Self-verifications completed
 - 0 = Test hole verifications completed
 - **49 = Total remaining to verify**
 - 10 = Non-Lead
 - 1 = Galvanized
 - 1 = Unknown
 - 0 = Lead
- East main and Rhodes leak- Repair to begin week of 12/2.
- Working on new software for backflow program- software is live final switchover to the software 1/1/2026.
- Hiring for 1 utility maintenance worker.
- Working on end of year inventory.
- Water Stock Bid out on Bidnet.

Water Treatment:

- Next water committee meeting is on January 31st.
- Feasibility study for John Griffin reservoir- Award letter received, working on requested documents. Army Corps meeting was held on 12/3.
- Emergency generator replacement- Generator ordered.
- Second round of Treatment Plant Residuals completed.
- End of year inventory ongoing.
- Chemical bids out for bid.

Parks:

- Crews continue Fall clean-up operations in the city parks and public buildings.
- Crews are currently cleaning out bar ditches along the Hogback trails.
- ADA revisions have been completed in the Royal Gorge Park.

Police Department:

- Police Department has one police cadet applicant in the background and scheduled for the academy drop by request, who took another job with BLM.
- CSO applicants being phone interviewed

Information Technology:

- Completed configuration of new meeting management platform (Request to Speak/Electronic Voting).
 - Platform implementation at second regular council meeting in January.
- Completed configuration of E-Citation system for the PD.
 - Expected training/software implementation in February.
- Completed implementation of backflow software.
 - System is now live and available for tester registration.
- Deployed new workstations at Parks Dept. for training use.
- IT dept. has received new backup data storage servers and began configuration.

Building Department:

Number of Permits YTD: 863

Number of Permits Last Month: 81

Number of New Single-Family Homes: 16

Planning & Zoning:

Project	Status	Timeline
Site Plan: Fremont County SAR-EMS Expansion at 1901 E. Main	Submitted via CivicGov public portal, application deemed complete and sent for referrals 07/22/25, with comments due 07/29/25.	Referral comments delivered to applicant 07/30/25. Awaiting resubmittal. Contacted on 10/01/25 by a Salida-based contractor wanting to move the project forward.

	<p>Proposed site plan would expand existing buildings and construct a carport shelter for emergency vehicles</p> <p>Per UDC, projects with no activity for a six month period of time can be deemed withdrawn due to lack of forward progress. The six month day of inactivity occurs 01/30/26.</p>	<p>Informed contractor he would need to replace the architect as principal applicant in CivicGov, and he indicated he would speak with the architect.</p>
<p>Site Plan: Dutch Brothers Coffee at 2245 Fremont Drive</p>	<p>Application submitted for Dutch Brothers Coffee on 01/05/25. Currently under first round review.</p> <p>Proposed site plan is leaving the northerly 1/3 of the site unplanned in anticipation of a future restaurant on that location, sharing access off of N. Diamond Avenue.</p>	<p>Initial staff and referral agency review disseminated 12/08/25. Comments due 12/29/30.</p>
<p>Subdivision: Vacation of Redhawk Landing Minor Subdivision (and related approvals.)</p>	<p>Incomplete application submitted 10/25.</p>	<p>Process will involve Council approval of a Resolution of Intent to Vacate the subdivision. This must be published for at least 15 days prior to the actual public hearing on the vacation. The public hearing will involve an Ordinance to vacate.</p> <p>Splitting this process over two Councils would be unfair to the applicant. Anticipated schedule: Resolution: 01 DEC 25 (Council) Ordinance: 01/05/26 (1st Read) 01/20/26 (2nd Read)</p>
<p>Subdivision: Barnes Plaza Minor Subdivision (Condominium Plat)</p>	<p>Submitted via CivicGov Portal, currently incomplete.</p> <p>Comments delivered 09/02/25. Awaiting resubmittal.</p>	<p>Owner seeks to condominium-ize the internal space of the buildings at 110 S. 5th Street (NE Corner, RGB and S. 5th)</p> <p>Staff had a lengthy discussion with surveyor about the difference between a land plat and a condominium plat. This will hopefully expedite a resubmittal and finalization of the plat review</p>

<p>Subdivision: Four Mile Ranch Planned Development</p>	<p>No application yet submitted, as this would trigger the requirement to finalize a Master Development Improvement Agreement that ties public infrastructure improvements to key triggers in future subdivision filings.</p>	<p>Staff has been engaged in discussions with the owners of Four Mile Ranch concerning infrastructure improvements and potential funding sources since May, 2025.</p> <p>No active application is on file at the moment. The applicant has expressed interest in replatting some of the parcels off Charles Bronson Blvd for sale. This, however, triggers the requirement to have a Master Development Agreement in place.</p>
<p>Master Planning: WN Clark/Black Hills Energy (Western Gateway) Space.</p> <p>Consultant: PORT Urbanism and Architecture</p>	<p>Formal Launch of Project has been scheduled for week of 10/20/25.</p> <p>Bi-weekly check-ins between staff and consultant are on-going. Project is currently in the research and evaluation phase to learn constraints and opportunities before design phase commences.</p>	<p>First Public Outreach meeting held on 12/02/25.</p> <p>Stakeholder meetings taking place in January with the next public outreach meeting taking place on February 19th from 5 to 7.</p>

- Projects that have been completed and will be removed from list
- New or Updated Information
- Projects on hold per Council or City Administrator



CITY OF CAÑON CITY

City Administrator

P.O. Box 1460 • 128 Main Street
Cañon City, CO 81215-1460
(719) 269-9011 • www.canoncity.org

TO: Mayor and City Council

FROM: Ryan Stevens, City Administrator

PREPARED BY: Patrick S. Mulready

DATE: 01/05/2026

RE: Public Hearing: Ordinance 01, Series of 2026: An Ordinance of the City of Cañon City Vacating a Plat Known as Redhawk Landing

SUMMARY: * In 2019, under the processing of Subdivisions under the old Title 16 provisions (before adoption of the Unified Development Code in 2021), the Redhawk Landing Minor Subdivision was approved by Council. Redhawk Landing approved the subdivision of an 8.2-acre property located in the 1700 block of Mariposa Road in the western part of Cañon City (refer to Attachment B: Vicinity Map.) The resulting subdivision created a 3-lot configuration.

The property owner now seeks to vacate all approvals received on the property in 2019, including the Minor Subdivision plat. If approved, it would have the effect of returning the property to its former standing as Lot 3, Dawson Business Park subdivision. The City has a Plat Vacation process outlined in §17.09.070 which closely follows state statute provisions for the "winding back" of an approved and recorded plat. On December 1, 2025, Council adopted Resolution 20, Series of 2025, which set the public hearing date to consider the Plat Vacation Ordinance as January 5, 2026.

Council should be aware that there are two ways to change a plat. One is to amend a plat to internally reconfigure it. The other is a Plat Vacation, which removes a previous approval and restores the property to the legal description it had prior to the most recent filed upon it. Through a number of meetings with staff, the applicant has made it very clear that is a Plat Vacation which is sought, so as to start the development process over.

Note: Plat Vacation requests are not considered by Planning Commission. By Code, this request proceeds directly to Council.

If Council approves Ordinance 1, Series of 2026, it will come back to Council on January 20th. If approved on second reading, the Ordinance itself will be recorded with Fremont County Clerk & Recorded, along with a copy of the Redhawk Landing Minor

Subdivision, with a prominent notation that "This Plat is Hereby Vacated by Order of the City Council of the City of Cañon City." That will finalize the plat vacation process.

SUGGESTED MOTION:

"I move to approve Ordinance No. 01, Series of 2026, by Title on first reading and set second reading for January 20, 2026."

ATTACHMENTS:

Attachment A:

Ordinance No. 01, Series of 2026 "An Ordinance of the City of Cañon City Vacating a Plat Known as Redhawk Landing"

Attachment B:

Vicinity Map of Redhawk Landing Minor Subdivision.

Attachment C:

Recorded Copy of Redhawk Landing Minor Subdivision

Attachment D:

Recorded Copy of Dawson Business Park Final Plat

REVIEWED BY ☒ **Yes** ☐ **No**
LEGAL?

RECOMMENDED Staff recommends City Council approve Ordinance 01, Series of
ACTION: 2026, Vacating the Redhawk Landing Minor Subdivision on first
 reading, and set second reading for January 20, 2026

of attachments 4

**A BILL FOR
ORDINANCE NO. 01, SERIES OF 2026**

**AN ORDINANCE OF THE CITY OF CAÑON CITY VACATING A PLAT
KNOWN AS REDHAWK LANDING**

WHEREAS, Debra V. Spear and Mont Rosenberg (the "Applicants") submitted an application for a plat vacation on a property known as Redhawk Landing and more particularly described on the plat attached hereto as **Exhibit A**, (the "Plat");

WHEREAS, the Plat was approved by the City as a final subdivision plat under Title 17 of the Cañon City Municipal Code and is recorded at reception number 980579;

WHEREAS, the Applicants desire to vacate the entire Plat;

WHEREAS, the Plat contains three contiguous lots that are undeveloped and in common ownership;

WHEREAS, on December 01, 2025, the City Council adopted resolution no. 20, series of 2025, which established the City Council's intent to vacate the Plat;

WHEREAS, the City provided proper notice in accordance with Section 17.09.070 of the Cañon City Municipal Code; and

WHEREAS, the City Council finds that the Plat is a subdivision within the meaning of Section 17.09.070 of the Cañon City Municipal Code, and the vacation will promote the health, safety, and general welfare of the community.

NOW THEREFORE, BE IT ORDAINED BY THE COUNCIL OF CAÑON CITY:

Section 1. Findings. The City Council hereby finds that the Plat is a subdivision within the meaning of Section 17.09.070 of the Cañon City Municipal Code and the vacation will promote the health, safety, and general welfare of the community.

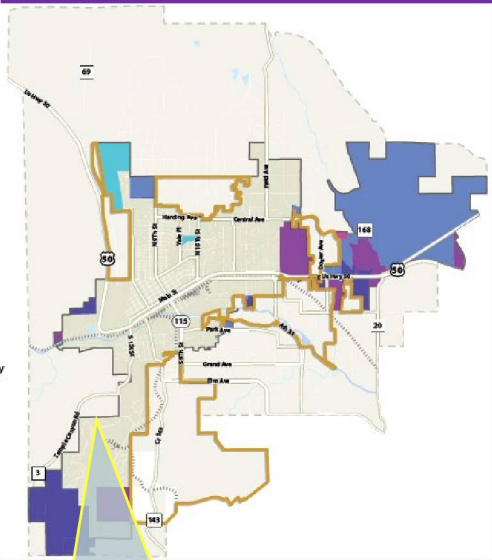
Section 2. Decision. The City Council hereby vacates the Plat in its entirety. This Ordinance shall be recorded with the Fremont County Clerk and Recorder. The City shall also record a copy of the Plat as it was approved by the City with a prominent notation on the Plat showing that it was vacated in whole by this Ordinance including the date.

Section 3. Severability. If any section, subsection, paragraph, clause or other provision of this Ordinance for any reason is held to be invalid or unenforceable, the invalidity or unenforceability of such section, subsection, paragraph, clause or other provision shall not affect any of the remaining provisions of this Ordinance, the intent being that the same are severable.

Section 4. Effective Date. Pursuant to Article XII, Section 3 and Section 5 of the Charter, this Ordinance shall be effective five (5) days after final publication if it is published after adoption or if not so published, five (5) days after its adoption.

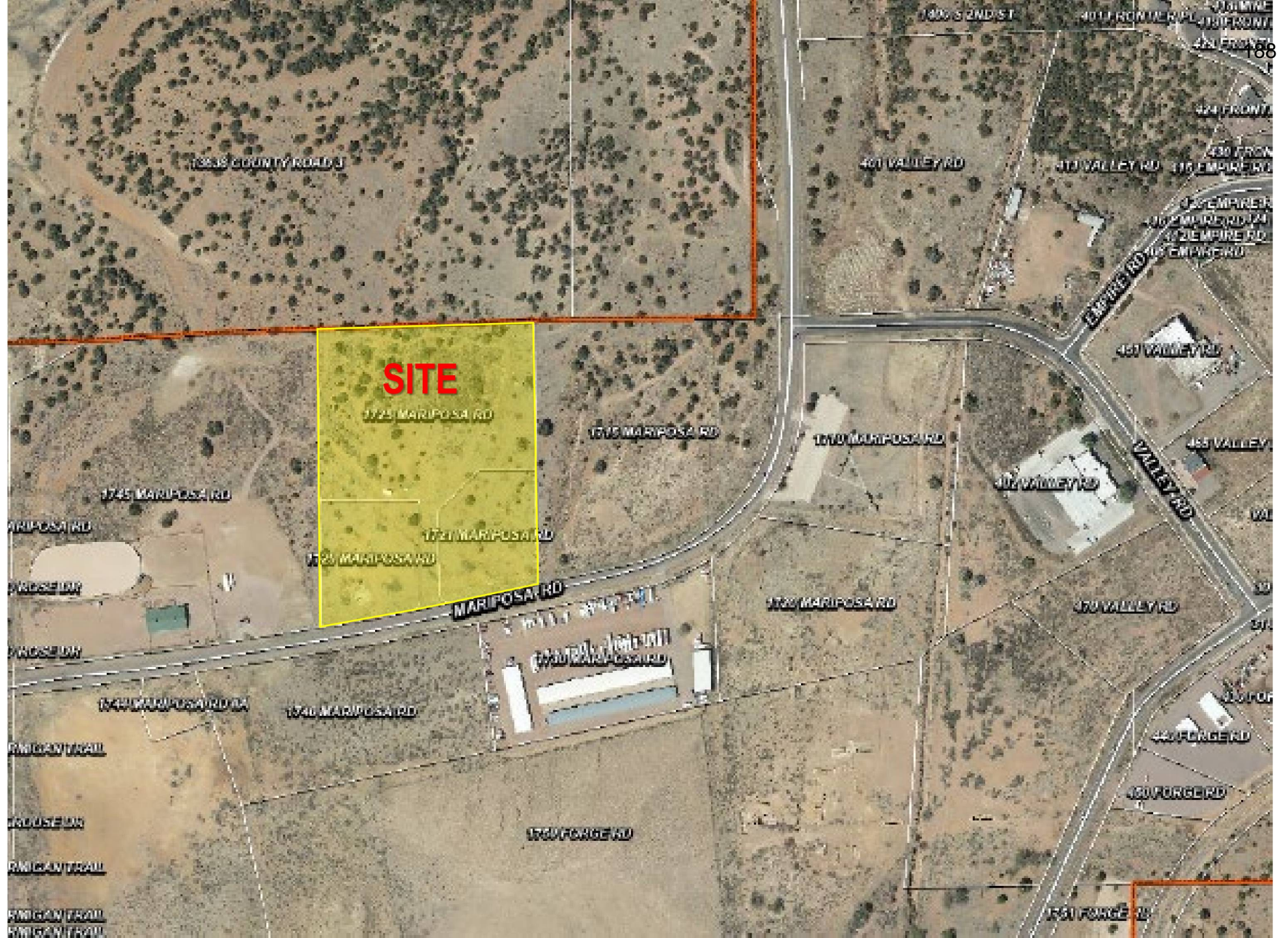
Exhibit A
The Plat

VICINITY MAP



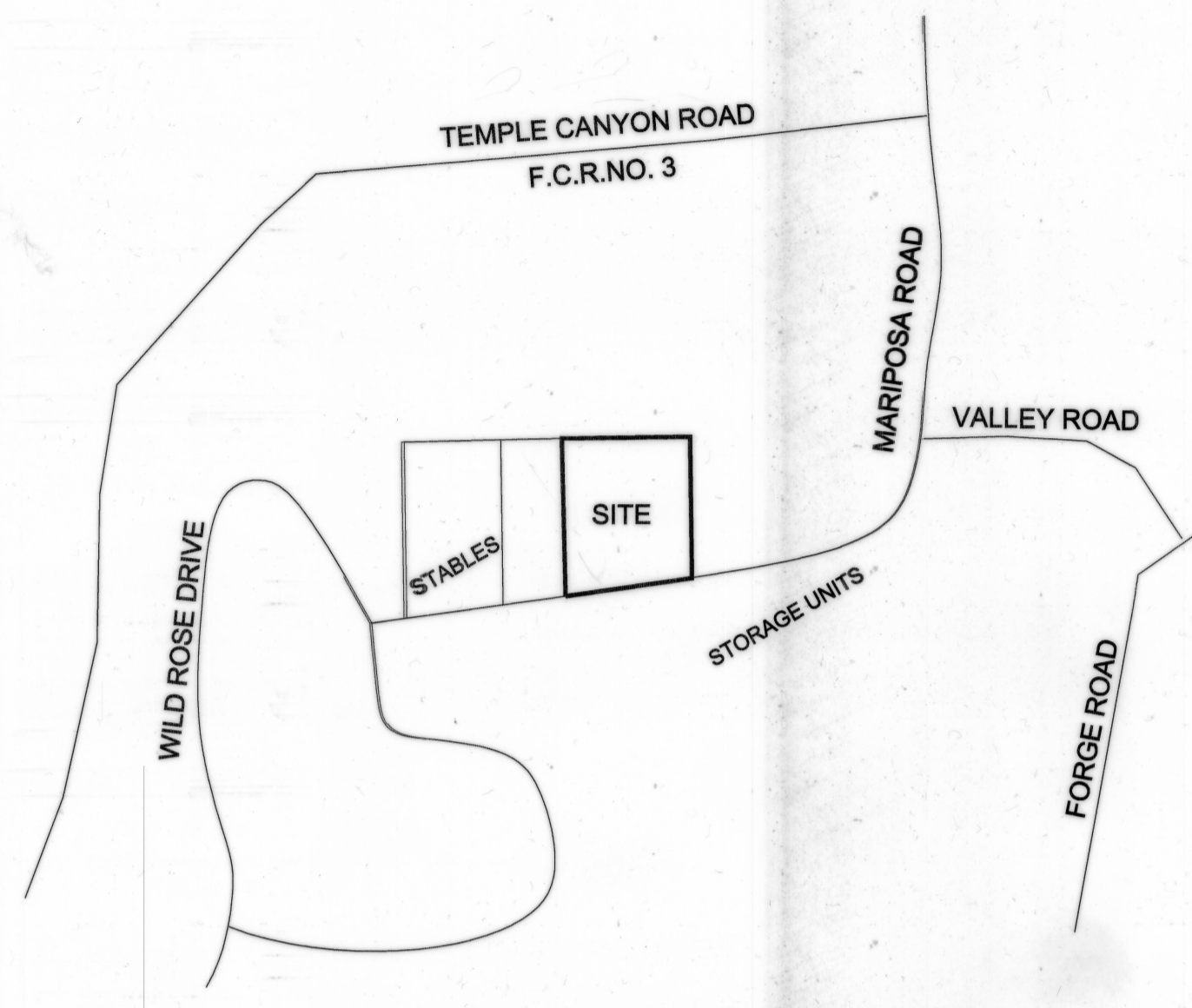
Redhawk Landing Minor
Subdivision
1721 / 1725 / 1729 Mariposa Rd.

Current Zoning:
GC, General Commercial District



REDHAWK LANDING MINOR SUBDIVISION

A VACATION AND REPLAT OF LOT 3, DAWSON BUSINESS PARK, CAÑON CITY, FREMONT COUNTY, COLORADO



VICINITY MAP

KNOW ALL MEN BY THESE PRESENTS:

That Debra V. Spear and Mont U. Rosenberg, are the owner's of the following tract of land;

TO WIT:

Lot 3, Dawson Business Park
County of Fremont, State of Colorado
CONTAINING 8.203 ACRES MORE OR LESS

DEDICATION:

The above named owners have, by these presents, caused said tract of land to be laid out, platted and subdivided into lots as shown on this plat, and by these presents does hereby dedicate to the perpetual use of the City of Cañon City, State of Colorado, those portions of land labeled as easements for the installation and maintenance of public utilities as shown hereon. This subdivision, as herein platted, shall be known as "REDHAWK LANDING MINOR SUBDIVISION".

IN WITNESS WHEREOF:

The said Debra V. Spear and Mont U. Rosenberg has caused their names to be hereunto subscribed this 3 day of Dec, 2019

Debra V. Spear
Debra V. Spear

Mont U. Rosenberg
Mont U. Rosenberg

STATE OF COLORADO } SS
COUNTY OF FREMONT }

The foregoing instrument was acknowledged before me this 3rd day of Dec, 2019 by Debra V. Spear and Mont U. Rosenberg.

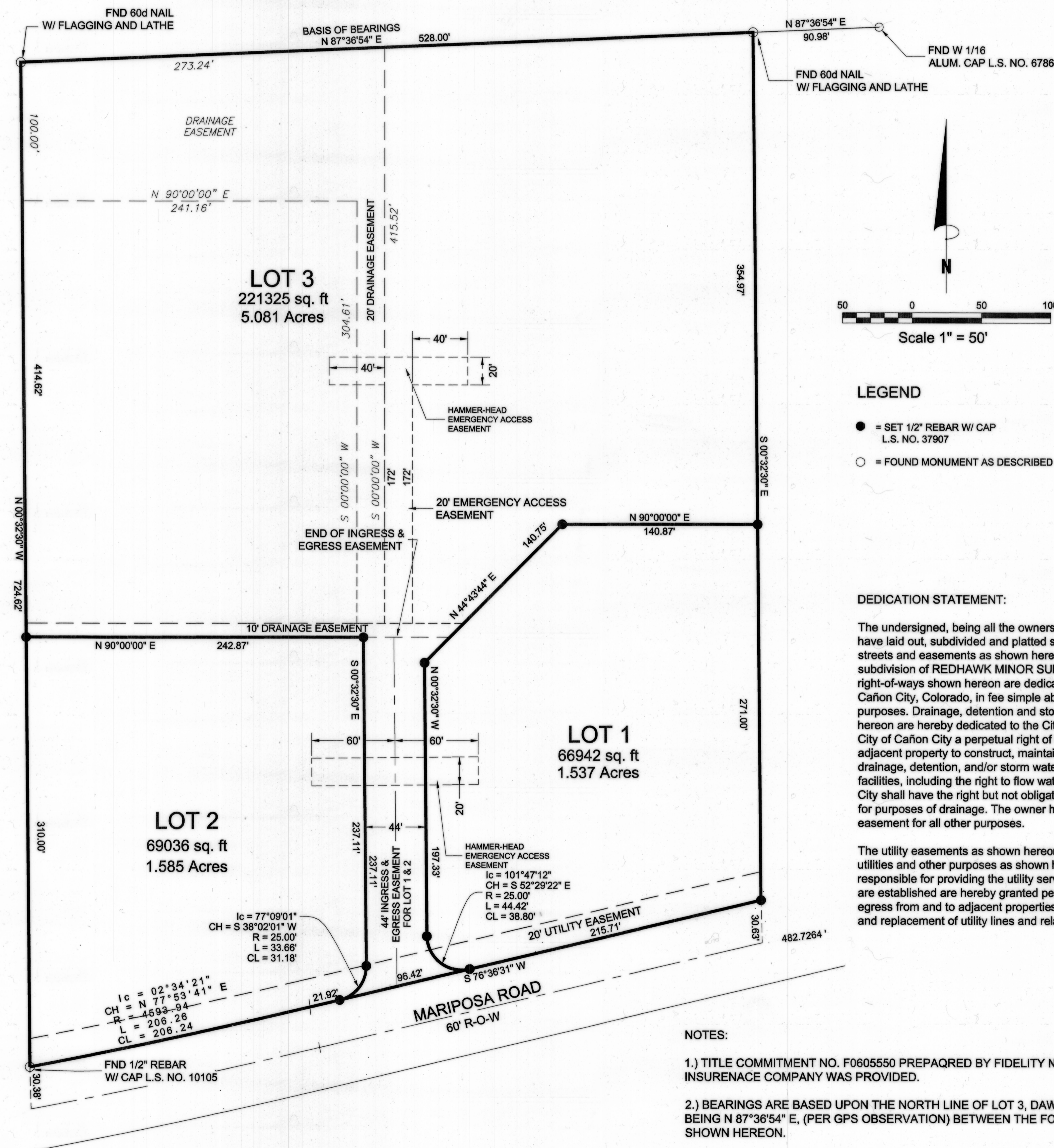
Witness my hand and official seal.

My commission expires: 9.13.21

KENDRA G. McFALL
NOTARY PUBLIC
STATE OF COLORADO
NOTARY ID 18974016338
MY COMMISSION EXPIRES September 13, 2021

Kendra G. McFall
Notary

According to Colorado law, you must commence any legal action based on any defect in this survey within three years after you first discover such defect. In no event, may any action based upon any defect in this survey be commenced more than ten years from the date of certification shown hereon.



NOTES:

- 1.) TITLE COMMITMENT NO. F0605550 PREPARED BY FIDELITY NATIONAL TITLE INSURENACE COMPANY WAS PROVIDED.
- 2.) BEARINGS ARE BASED UPON THE NORTH LINE OF LOT 3, DAWSON BUSINESS PARK, BEING N 87°36'54\"/>

PLANNING COMMISSION CERTIFICATE OF APPROVAL:

The Planning Commission of Cañon City, Colorado, does hereby authorize and approve the plat of REDHAWK LANDING MINOR SUBDIVISION at a meeting of said commission held on this 23rd day of DECEMBER, 2019.

Chairman -

CITY COUNCIL ACKNOWLEDGMENT AND ACCEPTANCE OF PLAT:

The plat of "REDHAWK LANDING PUD" is hereby approved for filing this 24th day of NOVEMBER, 2019. The dedication of public ways and easements shown hereon are accepted by the City of Cañon City, Fremont County, State of Colorado, subject to the condition that said City shall undertake the maintenance of said public ways only after construction of said public ways has been satisfactorily completed to the City specifications by the subdivider and a resolution by the City Council of Cañon City, Colorado, accepting the same, has been adopted and placed in record.

CITY COUNCIL:

Preston Troutman
Mayor - PRESTON TROUTMAN

ATTEST:

Cindy Foster Owens
City Clerk -



EASEMENTS:

Except as otherwise noted, all interior lot lines are subject to a five (5) foot utility and drainage easement on both sides of lot lines. Exterior subdivision boundaries including those fronting public rights of way are subject to a ten (10) foot utility and drainage easement. Maintenance of easements for public purposes is the sole responsibility of the adjacent property owner. The easements for ingress, egress and drainage located within Lot 3 shall be for the benefit of Lots 1, 2 and 3 with the maintenance, including the costs, of said easements and required infrastructure and facilities shared equally by owners of Lot 1, 2, and 3. The entirety of Emergency Access easement shall be for the benefit of Lots 1 and 2, and 3 with the maintenance, including the costs, of said easement shared equally by owners of Lot 1, 2 and 3.

REGISTERED LAND SURVEYOR'S CERTIFICATE:

I, MATTHEW J. KOCH, being a Registered Land Surveyor in the State of Colorado, do hereby certify that this plat has been prepared under my direction in accordance with Chapter 38, of the Colorado Revised Statutes, as amended July 1, 1979, and that said plat does accurately show the described tract of land and the subdivision thereof, to the best of my knowledge and belief. I further certify that no portion of this property lies within a designated flood hazard area as shown on the F.E.M.A. F.I.R.M. map, Community Panel No. 08043C0617F Effective Date Jan. 1, 2012.

Dated this 21st Day of NOVEMBER, A.D. 2019.

MATTHEW J. KOCH P.L.S. 37907



STATE OF COLORADO } SS
COUNTY OF FREMONT }

This plat was filed for record in the Office of The County Clerk and Recorder of Fremont County, Colorado, at 10:01 A.M. on the 5th Day of DECEMBER, 2019 A.D. under Reception No. 280519

Justin D. Grantham
Justin D. Grantham - COUNTY CLERK & RECORDER

CORNERSTONE
LAND SURVEYING

1022 PHAY AVE.
CAÑON CITY, COLORADO 81212
719-275-8881

9-5-2019 JOB NO.: REDHAWK

DAWSON BUSINESS PARK

A VACATION AND REPLAT OF TRACT 5, TRC SUBDIVISION AND
PORTIONS OF THE NW1/4 OF SECTION 8 AND THE NE1/4NE1/4 OF SECTION 7
T19S, R70W OF THE 6TH P.M., CAÑON CITY, FREMONT COUNTY, COLORADO

SHEET 1 OF 2

KNOW ALL MEN BY THESE PRESENTS:

That MARK E. MATTHEWS and TRACY A. MATTHEWS and
TEZAK LAND L.L.C., a Colorado Limited Liability Company,
are the owners of the following described tract of land in
Cañon City, Fremont County, Colorado.

TO WIT:

PARCEL A, NORTHERLY OF MARIPOSA ROAD:

A PORTION OF THE NW1/4 OF SECTION 8, AND A PORTION OF THE NE1/4 NE1/4 OF
SECTION 7, TOWNSHIP 19 SOUTH, RANGE 70 WEST OF THE 6TH P.M., BEING MORE
PARTICULARLY DESCRIBED AS FOLLOWS: (RE: Stewart Title Commitment #200001962)

COMMENCING AT THE NORTHWEST CORNER OF SAID SECTION 8;
THENCE N87°36'54"E, A DISTANCE OF 200.00 FEET TO THE TRUE POINT OF BEGINNING;
THENCE N87°36'54"E, ALONG THE NORTH LINE OF SAID SECTION 8, A DISTANCE OF 1168.98 FEET;
THENCE N87°36'51"E, ALONG SAID NORTH SECTION LINE, A DISTANCE OF 535.45 FEET;
THENCE S00°28'51"E, A DISTANCE OF 149.40 FEET TO THE POINT OF CURVATURE OF A CURVE
TO THE RIGHT, HAVING A CENTRAL ANGLE OF 77°50'40" AND A RADIUS OF 496.15 FEET;
THENCE ALONG SAID CURVE FOR AN ARC DISTANCE OF 674.09 FEET TO A POINT OF TANGENCY;
THENCE S77°21'49"W, A DISTANCE OF 1084.99 FEET TO THE POINT OF CURVATURE OF A CURVE
TO THE RIGHT, HAVING A CENTRAL ANGLE OF 09°22'03" AND A RADIUS OF 2441.13 FEET;
THENCE ALONG SAID CURVE FOR AN ARC DISTANCE OF 399.11 FEET;
THENCE LEAVING SAID CURVE, S86°43'51"W, A DISTANCE OF 135.0 FEET;
THENCE N00°16'09"W, A DISTANCE OF 335.0 FEET;
THENCE N16°46'09"W, A DISTANCE OF 335.0 FEET;
THENCE N60°13'56"E, A DISTANCE OF 426.05± FEET TO THE TRUE POINT OF BEGINNING.

PARCEL B, EASTERLY AND SOUTHERLY OF MARIPOSA ROAD:

LOT 5, TRC SUBDIVISION, LOCATED IN THE CITY OF CAÑON CITY
FREMONT COUNTY, COLORADO (RE: Stewart Title Commitment #200001963)

DEDICATION:

We, MARK E. MATTHEWS and TRACY A. MATTHEWS; and TEZAK LAND
L.L.C., a Colorado Limited Liability Company,
being the owners of the above described land being platted
and/or subdivided in Canon City, Fremont County, Colorado,
under the name of DAWSON BUSINESS PARK, have laid out, platted
and/or subdivided the same as shown on this plat and do
hereby dedicate to the public at large the streets, alleys, roads,
and other public areas as shown hereon and hereby dedicate
those portions of land indicated as easements for the installation
and maintenance of public utilities and drainage facilities as
shown hereon. The sole right to assign, use or vacate is vested
with the City of Canon City.

IN WITNESS WHEREOF:

The aforementioned have executed these presents this 6th
day of February, 2001, A.D.

MARK E. MATTHEWS Mark E. Matthews

TRACY A. MATTHEWS Tracy A. Matthews

TEZAK LAND L.L.C., a Colorado
Limited Liability Company Edward J. Tezak, Jr.
Edward J. Tezak, Jr.

EASEMENT STATEMENT:

Easements for public purposes, including utilities, are as
indicated on the plat, with the sole responsibility for
maintenance being vested with the adjacent property owners.
Except as otherwise noted, all interior lot lines are subject to a
five (5) foot utility and drainage easement on both sides of said
lot lines. Exterior subdivision boundary lines are subject to a
ten (10) foot utility and drainage easement, unless otherwise shown.

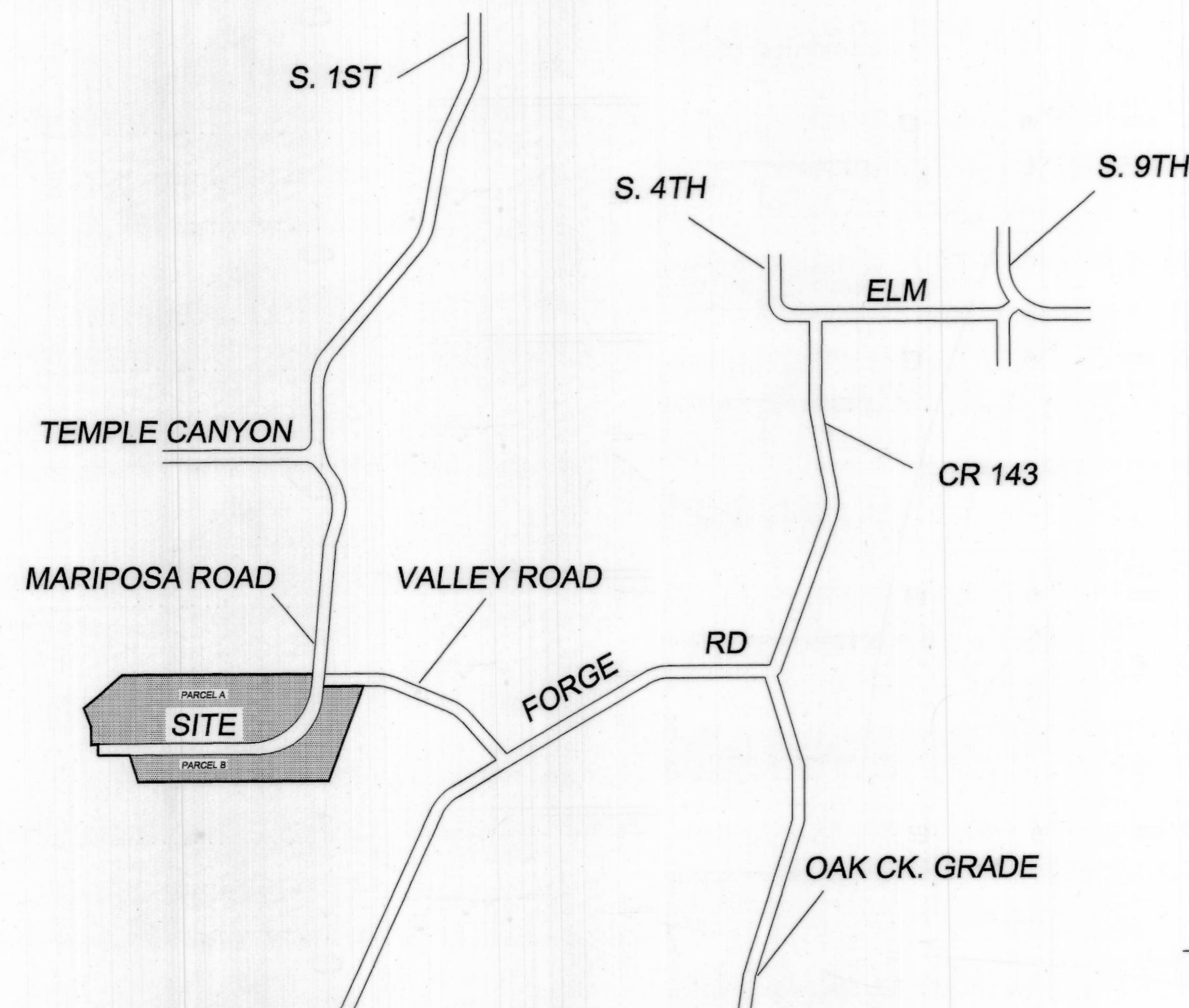
STATE of COLORADO }
COUNTY of FREMONT } SS

This instrument was acknowledged before me
this 6th day of February, 2001, A.D. by
MARK E. MATTHEWS and TRACY A. MATTHEWS
and EDWARD J. TEZAK, Jr.

Witness my hand and official seal

Eileen P. Johnson Notary Public

My commission expires 5-18-2001



VICINITY MAP

PLANNING COMMISSION APPROVAL:

The Planning Commission of Canon City, Colorado, does
hereby authorize and approve this plat of this Subdivision
at a meeting of said Commission held this 19th day
of December, 2000 A.D.

George Turner Planning Commission Chairman

CITY COUNCIL APPROVAL:

The plat of DAWSON BUSINESS PARK, consisting of two sheets,
is hereby approved for filing this 16th day of January,
2001 A.D. The dedication of the public ways shown hereon
is accepted by the City of Canon City, Fremont County,
State of Colorado, subject to the condition that said City
shall undertake the maintenance of said public ways only
after construction of said public ways has been satisfac-
torily completed to the City specifications and a resolution
of the City Council of Canon City, Colorado, accepting the
same, has been adopted and placed on record.

City Council of Canon City, Colorado

By: E. Lavelle Craig Mayor

Attest: Becky Worthen City Clerk



COUNTY CLERK AND RECORDER'S STATEMENT:

STATE of COLORADO }
COUNTY of FREMONT } SS

This plat was filed for record in the office of the County
Clerk and Recorder of Fremont County, Colorado, at 11:50 A.M.,
on the 7th day of February, 2001, A.D. under
Reception No. 726240.

Fremont County Clerk and Recorder

REGISTERED LAND SURVEYOR'S CERTIFICATE:

I, Charles R. Rupp, a Registered Professional Engineer and
Land Surveyor in the State of Colorado, do hereby certify that
this plat has been prepared under my direction in accordance
with Chapter 38, Colorado Revised Statutes, as amended, and
that said plat does accurately show the described tract of
land and the subdivision thereof to the best of my knowledge
and belief. I further certify that any portion of this property
which does lie within the designated flood hazard area as
shown on the F.E.M.A. F.I.R.M. maps is accurately shown hereon.
This Subdivision consists of two Plat Sheets.

Dated this 5th day of February, 2001, A.D.

Charles R. Rupp
Colorado Registered Professional Engineer and Land Surveyor No. PE-LS 10105

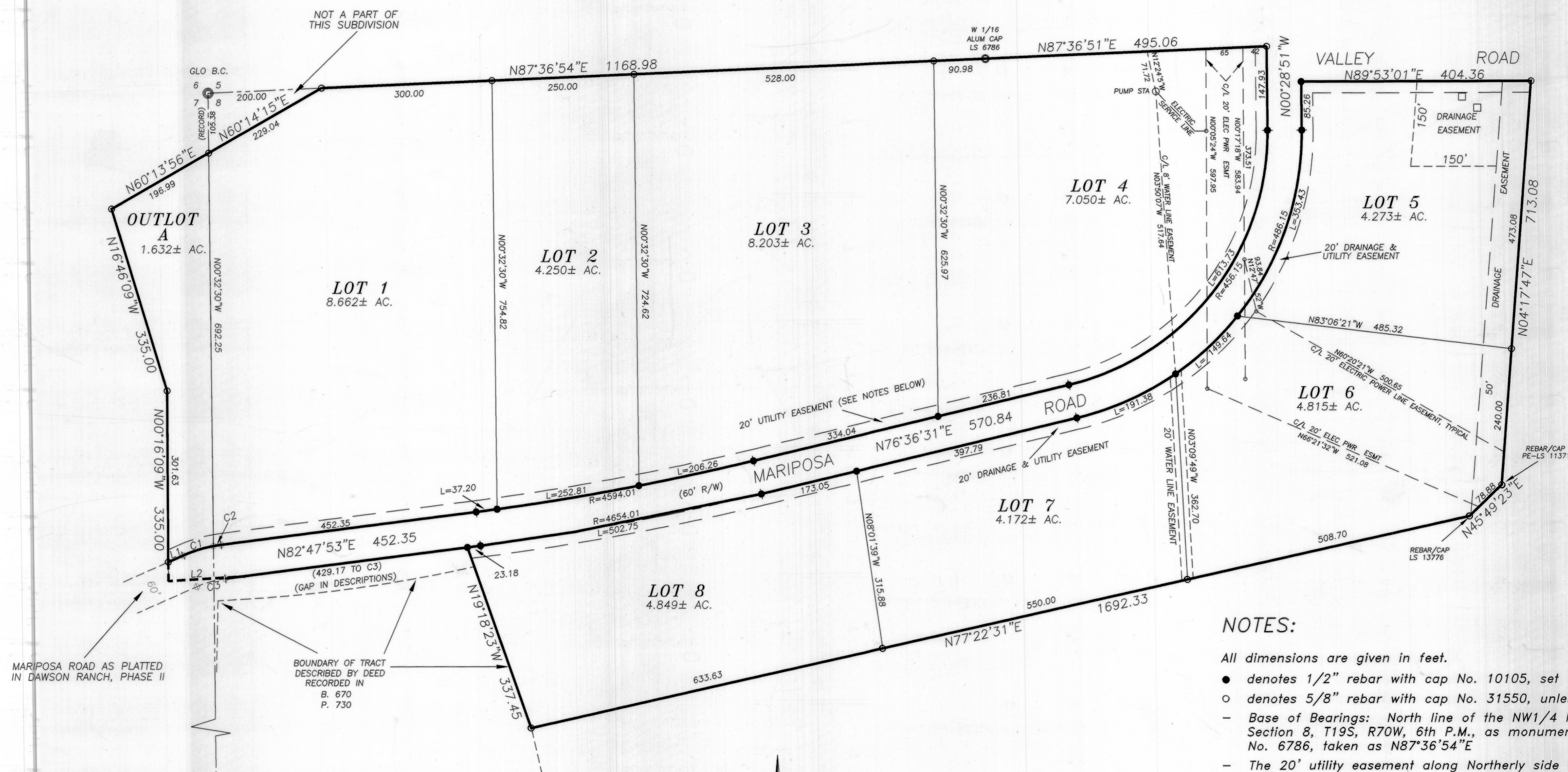


Ponderosa Engineering
310 Dozier Avenue
Cañon City, Colorado
February 2, 2001

DAWSON BUSINESS PARK

A VACATION AND REPLAT OF TRACT 5, TRC SUBDIVISION AND
PORTIONS OF THE NW1/4 OF SECTION 8 AND THE NE1/4NE1/4 OF SECTION 7
T19S, R70W OF THE 6TH P.M., CAÑON CITY, FREMONT COUNTY, COLORADO

SHEET 2 OF 2



NOTES:

All dimensions are given in feet.

- denotes 1/2" rebar with cap No. 10105, set
- denotes 5/8" rebar with cap No. 31550, unless noted, found
- Base of Bearings: North line of the NW1/4 NW1/4 of Section 8, T19S, R70W, 6th P.M., as monumented by L.S. No. 6786, taken as N87°36'54"E
- The 20' utility easement along Northerly side of Mariposa Road replaces gas line easement recorded under Reception No. 708872.
- The 20' electric power line easements shown are bounded by parallel lines located 10' either side of the existing power lines, including down-guy cables and anchors.
- Owner will construct and maintain, within the boundaries of the drainage easement on Lot 5, a storm runoff detention basin as more fully described in, and in accordance with, provisions of that certain Agreement dated the 6th day of February, 2001 and recorded in the office of the Clerk and Recorder of Fremont County, Colorado on the 7th day of February, 2001 A.D., under Reception No. 726238.

NUMBER	DIRECTION	DISTANCE	
L1	N 66°13'24" E	28.73'	
L2	N 86°43'51" E	135.00'	(RECORD)

NUMBER	Ic	R'	L'
C1	13°18'52"	240.00	55.77
C2	03°15'37"	240.00	13.66
C3	16°34'29"	180.00	52.07

*Ponderosa Engineering
310 Dozier Avenue
Cañon City, Colorado*

February 5, 2001

00172FNL.D



CITY OF CAÑON CITY

City Administrator

P.O. Box 1460 • 128 Main Street
Cañon City, CO 81215-1460
(719) 269-9011 • www.canoncity.org

TO: Mayor and City Council

FROM: Ryan Stevens, City Administrator

PREPARED BY: Cindy L. Foster Owens

DATE: 01/05/2026

RE: Introduction and Adoption, by title only, of Resolution 1, Series 2026, entitled: A Resolution Designating the Public Place for posting notices pursuant to C.R.S. § 24-6-401.

SUMMARY: * This is the yearly Resolution to set posting place for agendas.

REVIEWED BY ☒ **Yes** ☐ **No**
LEGAL?

RECOMMENDED ACTION: Adopt Resolution 1, Series 2026, by title only.

of attachments 1

RESOLUTION NO. 1, SERIES OF 2026

**TITLE: A RESOLUTION DESIGNATING THE PUBLIC PLACE FOR
POSTING NOTICES PURSUANT TO C.R.S. § 24-6-402(2)(c)**

WHEREAS, C.R.S. § 24-6-402(2)(c) requires the City to annually designate the public place for posting notices to comply with the Colorado Open Meetings Law, C.R.S. § 24-6-401, *et seq.* (the "Open Meetings Law");

WHEREAS, consistent with House Bill 19-1087, the City hereby desires to post notice of the City's public meetings not only in physical locations, but also on the City's website as the City's official online presence to the greatest extent practicable; and

NOW, THEREFORE, IT IS HEREBY RESOLVED BY THE COUNCIL OF CAÑON CITY, as follows:

1. **Designation.** The City Council of the City of Cañon City, in compliance with C.R.S. § 24-6-402(2)(c) of the Open Meetings Law, hereby designates the City website at www.canoncity.gov as the official place for posting notices. The City shall additionally post notices at City Hall, located at 128 Main Street, and any City social media accounts. If there is a known internet outage or an emergency meeting, the City may post a physical notice at the public entrance of the City Hall of Cañon City, located at 128 Main Street.

Dated this 5th day of January, 2026

Phil Lund Mayor

Cindy Foster Owens, CMC
City Clerk (Attest)



CITY OF CAÑON CITY

City Administrator

P.O. Box 1460 • 128 Main Street
Cañon City, CO 81215-1460
(719) 269-9011 • www.canoncity.org

TO: Mayor and City Council

FROM: Ryan Stevens, City Administrator

PREPARED BY: Tammy J. Nordyke

DATE: 01/05/2026

RE: Resolution 2 Series 2026 Authorizing Endorsers For City Accounts

SUMMARY: * This Resolution will update the authorized endorsers for the City accounts to remove the outgoing Mayor and replace with the incoming Mayor.

REVIEWED BY LEGAL? ☐ Yes ☒ No

RECOMMENDED ACTION: Adopt Resolution 2 Series 2026

of attachments 1

RESOLUTION NO. 2, SERIES OF 2026

A RESOLUTION AUTHORIZING ENDORSERS FOR CHECKING, WARRANT, SAVINGS AND INVESTMENT ACCOUNTS

WHEREAS, the City Council of the City of Cañon City, Colorado, desires to have three authorized co-endorsers, the Mayor, the City Administrator, and the Director of Finance, to assure the convenient and timely execution of the deposit, withdrawal or investment of the City's money or funds; and

WHEREAS, E. Ryan Stevens, City Administrator, and Tammy Nordyke, Director of Finance, are presently authorized to endorse all checking, savings and investment accounts; and

WHEREAS, a new Mayor has been elected by the citizens of the City of Cañon City.

NOW, THEREFORE, BE IT RESOLVED BY THE CITY COUNCIL OF CAÑON CITY, that Mayor Phillip C. Lund Jr., City Administrator E. Ryan Stevens, and Director of Finance Tammy Nordyke are each hereby authorized as co-endorsers to co-sign all checking, warrants, savings and investment accounts for the City of Cañon City. The Director of Finance is hereby authorized to endorse items for deposit to the City's accounts without co-endorsement and any two of the three authorized persons are authorized to order deposit, withdrawal or investment of the City's money or funds except as otherwise provided by City Charter, ordinances, resolutions or by directives of the City Council.

Dated this 5th day of January, 2026.

Phillip C. Lund Jr., Mayor

Cindy Foster Owens, CMC, City Clerk



CITY OF CAÑON CITY

City Administrator

P.O. Box 1460 • 128 Main Street
Cañon City, CO 81215-1460
(719) 269-9011 • www.canoncity.org

TO: Mayor and City Council

FROM: Ryan Stevens, City Administrator

PREPARED BY: Cindy L. Foster Owens

DATE: 01/05/2026

RE: Introduction and Adoption, by title only, of RESOLUTION 3, SERIES 2026, entitled: A RESOLUTION ESTABLISHING THE FINANCE, BUDGET AND PUBLIC WORKS COMMITTEE, THE PUBLIC SAFETY AND QUALITY OF LIFE COMMITTEE, AND THE ECONOMIC DEVELOPMENT COMMITTEE.

SUMMARY: ^{*} As brought forth by Mayor Phil Lund. These committees will take the place of General Government and Vision Committee.

REVIEWED BY LEGAL? ☒ **Yes** ☐ **No**

RECOMMENDED ACTION: Adopt Resolution 3 on First Reading.

of attachments 1

RESOLUTION NO. 3, SERIES OF 2026

TITLE: A RESOLUTION ESTABLISHING THE FINANCE, BUDGET AND PUBLIC WORKS COMMITTEE, THE PUBLIC SAFETY AND QUALITY OF LIFE COMMITTEE, AND THE ECONOMIC DEVELOPMENT COMMITTEE AND REPEALING RESOLUTION NO. 23, SERIES OF 2016.

WHEREAS, pursuant to Section 2.04.160 of the Cañon City Municipal Code, City Council has the authority to establish standing committees of the City;

WHEREAS, the City Council previously adopted Resolution No. 32, Series of 2016 that established General Government and Vision Committee; and

WHEREAS, the City Council desires to dissolve those two committees and establish three new standing committees, their membership, and duties.

NOW, THEREFORE, IT IS HEREBY RESOLVED BY THE COUNCIL OF CAÑON CITY, as follows:

1. Finance, Budget, and Public Works Committee

- a. The City of Cañon City Finance, Budget, and Public Works Committee is hereby created.
- b. The Finance, Budget, and Public Works Committee's purpose is to oversee City finances, budget development, financial policies, fiscal planning and infrastructure management. This committee will serve as the principal coordinating body for policy level recommendations regarding annual budget, monitor revenue and expenditures, review financial reports and audits, recommend fiscal policies, oversee debt management and capital financing, infrastructure maintenance and improvements, water and utilities, streets and transportation, information technology, and capital improvement planning.
- c. Membership of the Finance, Budget, and Public Works Committee shall consist of three (3) members of City Council, the Mayor, and seven (7) citizens of which four (4) must be Cañon City residents. Only the Mayor and the appointed Council members have the authority to vote on matters before committee.
- d. Meeting times and dates will be determined by the committee. The committee chair will report to City Council during Council Announcements and Board Updates during the Council meeting following each committee meeting.

2. Public Safety and Quality of Life Committee

- a. The City of Cañon City Public Safety and Quality of Life Committee is hereby created.
- b. The Public Safety and Quality of Life Committee's purpose is to address public safety, community wellbeing, and cultural resources. The committee will serve as the principal coordinating body for policy level recommendations regarding public safety and law enforcement matters, crime reduction strategies, homelessness initiatives, parks, recreation and community services, museum and library operations and programming, community health and wellness programs, and code enforcement.
- c. Membership of the Finance, Budget, and Public Works Committee shall consist of three (3) members of City Council, the Mayor, and seven (7) citizens of which four (4) must be Cañon City residents. Only the Mayor and the appointed Council members have the authority to vote on matters before committee.
- d. Meeting times and dates will be determined by the committee. The committee chair will report to City Council during Council Announcements and Board Updates during the Council meeting following each committee meeting.

3. Economic Development Committee

- a. The Economic Development Committee is hereby created.
- b. The Economic Development Committee's purpose is to foster business growth, economic vitality, and community prosperity. The committee will serve as the principal coordinating body for policy level recommendations regarding business development and retention, tourism promotion, downtown revitalization, workforce development, public-private partnerships, regional economic collaboration, business-friendly policies and regulations, building department, and planning and zoning.
- c. Membership of the Finance, Budget, and Public Works Committee shall consist of three (3) members of City Council, the Mayor, and seven (7) citizens of which four (4) must be Cañon City residents. Only the Mayor and the appointed Council members have the authority to vote on matters before committee.
- d. Meeting times and dates will be determined by the committee. The committee chair will report to City Council during Council Announcements and Board Updates during the Council meeting following each committee meeting.

Dated this 5th day of January, 2026

Phil Lund Mayor

Attest:

Cindy Foster Owens, CMC
City Clerk