


















<div><div>ITC TRAFFIC</div><div>INTERIOR TRAFFIC CONTROL</div></div>	<div>FOR:</div> <div>United Companies</div>	<div>LEGEND</div> <div><div></div><div>No Parking Sign</div><div></div><div>Handhole</div><div></div><div>Manhole</div><div></div><div>Work Area</div><div></div><div>Planned Area</div><div></div><div>Planned Area</div><div></div><div>Planned Trench</div><div></div><div>Flagger</div><div></div><div>Uniformed Traffic Sign</div><div></div><div>Handhole</div><div></div><div>Pole</div><div></div><div>Vehicle Mounted Road Sign</div><div></div><div>Type III Sign</div><div></div><div>Type III Sign</div><div></div><div>Traffic Flow</div></div>										<div>Road Closure</div> <div>Field Modifications May Be Required Based On Site Conditions</div> <div>**ALL DEVICES SHALL**</div> <div>**CONFORM TO CURRENT MUTCD**</div> <div>TCS To Follow Specific Jurisdiction Guidelines When Setting Closures</div>										<table><thead><tr><th colspan="5">TAPER LENGTH (IN FEET)</th><th colspan="5">CHANNELIZATION SPACING</th><th colspan="2">SIGN SPACING</th><th colspan="2">SUMMARY OF DEVICES</th></tr><tr><th>Speed (MPH)</th><th>Merging Taper</th><th>Shifting Taper</th><th>Shoulder Taper</th><th>Buffer</th><th>MPH</th><th>Taper</th><th>Tangent</th><th>MPH</th><th>Distance</th><th>8' - No Park Symbol</th><th>5' - 48"x48" W20-1 Road Work Ahead</th><th>1' - 48"x48" W20-3 Road Closed Ahead</th><th>2' - 48"x48" W20-2 Detour Ahead</th><th>1' - 36"x36" R3-2 No Left Turn</th><th>1' - 36"x36" R3-1 No Right Turn</th><th>1' - 36"x36" R3-5 Right Turn Only</th><th>2' - Type III w/ Road Closed</th><th>2' - Type III Barricade (Plain)</th><th>1' - Type III w/ Road Closed To Thru Traffic</th><th>1' - Type III w/ Road Closed To Thru Traffic & Detour Arrow (Left)</th></tr></thead><tbody><tr><td>20</td><td>125'</td><td>60'</td><td>42'</td><td>115'</td><td>20</td><td>20'</td><td>40'</td><td>20 - 30</td><td>100'</td><td></td><td></td><td></td><td></td><td></td><td></td><td></td><td></td><td></td><td></td><td></td></tr><tr><td>25</td><td>125'</td><td>63'</td><td>42'</td><td>155'</td><td>25</td><td>25'</td><td>40'</td><td>35 - 40</td><td>350'</td><td></td><td></td><td></td><td></td><td></td><td></td><td></td><td></td><td></td><td></td><td></td></tr><tr><td>30</td><td>180'</td><td>90'</td><td>60'</td><td>200'</td><td>30</td><td>30'</td><td>60'</td><td>45 +</td><td>500'</td><td></td><td></td><td></td><td></td><td></td><td></td><td></td><td></td><td></td><td></td><td></td></tr><tr><td>35</td><td>245'</td><td>123"</td><td>82'</td><td>250'</td><td>35</td><td>35'</td><td>60'</td><td></td><td></td><td></td><td></td><td></td><td></td><td></td><td></td><td></td><td></td><td></td><td></td><td></td></tr><tr><td>40</td><td>320'</td><td>107'</td><td>305'</td><td>40'</td><td>40</td><td>40'</td><td>80'</td><td></td><td></td><td></td><td></td><td></td><td></td><td></td><td></td><td></td><td></td><td></td><td></td><td></td></tr><tr><td>45</td><td>450'</td><td>270'</td><td>180'</td><td>360'</td><td>45</td><td>45'</td><td>90'</td><td></td><td></td><td></td><td></td><td></td><td></td><td></td><td></td><td></td><td></td><td></td><td></td><td></td></tr><tr><td>50</td><td>600'</td><td>300'</td><td>200'</td><td>425'</td><td>50</td><td>50'</td><td>100'</td><td></td><td></td><td></td><td></td><td></td><td></td><td></td><td></td><td></td><td></td><td></td><td></td><td></td></tr><tr><td>55</td><td>660'</td><td>330'</td><td>220'</td><td>495'</td><td>55</td><td>55'</td><td>110'</td><td></td><td></td><td></td><td></td><td></td><td></td><td></td><td></td><td></td><td></td><td></td><td></td><td></td></tr><tr><td>60</td><td>720'</td><td>360'</td><td>240'</td><td>570'</td><td>60</td><td>60'</td><td>120'</td><td></td><td></td><td></td><td></td><td></td><td></td><td></td><td></td><td></td><td></td><td></td><td></td><td></td></tr><tr><td>65</td><td>780'</td><td>390'</td><td>260'</td><td>645'</td><td>65</td><td>65'</td><td>130'</td><td></td><td></td><td></td><td></td><td></td><td></td><td></td><td></td><td></td><td></td><td></td><td></td><td></td></tr><tr><td>70</td><td>840'</td><td>420'</td><td>280'</td><td>720'</td><td>70</td><td>70'</td><td>140'</td><td></td><td></td><td></td><td></td><td></td><td></td><td></td><td></td><td></td><td></td><td></td><td></td><td></td></tr><tr><td>75</td><td>900'</td><td>450'</td><td>300'</td><td>800'</td><td>75</td><td>75'</td><td>150'</td><td></td><td></td><td></td><td></td><td></td><td></td><td></td><td></td><td></td><td></td><td></td><td></td><td></td></tr></tbody></table>										TAPER LENGTH (IN FEET)					CHANNELIZATION SPACING					SIGN SPACING		SUMMARY OF DEVICES		Speed (MPH)	Merging Taper	Shifting Taper	Shoulder Taper	Buffer	MPH	Taper	Tangent	MPH	Distance	8' - No Park Symbol	5' - 48"x48" W20-1 Road Work Ahead	1' - 48"x48" W20-3 Road Closed Ahead	2' - 48"x48" W20-2 Detour Ahead	1' - 36"x36" R3-2 No Left Turn	1' - 36"x36" R3-1 No Right Turn	1' - 36"x36" R3-5 Right Turn Only	2' - Type III w/ Road Closed	2' - Type III Barricade (Plain)	1' - Type III w/ Road Closed To Thru Traffic	1' - Type III w/ Road Closed To Thru Traffic & Detour Arrow (Left)	20	125'	60'	42'	115'	20	20'	40'	20 - 30	100'												25	125'	63'	42'	155'	25	25'	40'	35 - 40	350'												30	180'	90'	60'	200'	30	30'	60'	45 +	500'												35	245'	123"	82'	250'	35	35'	60'														40	320'	107'	305'	40'	40	40'	80'														45	450'	270'	180'	360'	45	45'	90'														50	600'	300'	200'	425'	50	50'	100'														55	660'	330'	220'	495'	55	55'	110'														60	720'	360'	240'	570'	60	60'	120'														65	780'	390'	260'	645'	65	65'	130'														70	840'	420'	280'	720'	70	70'	140'														75	900'	450'	300'	800'	75	75'	150'														<div><div></div><div>NOT TO SCALE</div></div>	<div><div></div><div>We make the road work for you</div></div>
	TAPER LENGTH (IN FEET)					CHANNELIZATION SPACING					SIGN SPACING		SUMMARY OF DEVICES																																																																																																																																																																																																																																																																																																																			
Speed (MPH)	Merging Taper	Shifting Taper	Shoulder Taper	Buffer	MPH	Taper	Tangent	MPH	Distance	8' - No Park Symbol	5' - 48"x48" W20-1 Road Work Ahead	1' - 48"x48" W20-3 Road Closed Ahead	2' - 48"x48" W20-2 Detour Ahead	1' - 36"x36" R3-2 No Left Turn	1' - 36"x36" R3-1 No Right Turn	1' - 36"x36" R3-5 Right Turn Only	2' - Type III w/ Road Closed	2' - Type III Barricade (Plain)	1' - Type III w/ Road Closed To Thru Traffic	1' - Type III w/ Road Closed To Thru Traffic & Detour Arrow (Left)																																																																																																																																																																																																																																																																																																												
20	125'	60'	42'	115'	20	20'	40'	20 - 30	100'																																																																																																																																																																																																																																																																																																																							
25	125'	63'	42'	155'	25	25'	40'	35 - 40	350'																																																																																																																																																																																																																																																																																																																							
30	180'	90'	60'	200'	30	30'	60'	45 +	500'																																																																																																																																																																																																																																																																																																																							
35	245'	123"	82'	250'	35	35'	60'																																																																																																																																																																																																																																																																																																																									
40	320'	107'	305'	40'	40	40'	80'																																																																																																																																																																																																																																																																																																																									
45	450'	270'	180'	360'	45	45'	90'																																																																																																																																																																																																																																																																																																																									
50	600'	300'	200'	425'	50	50'	100'																																																																																																																																																																																																																																																																																																																									
55	660'	330'	220'	495'	55	55'	110'																																																																																																																																																																																																																																																																																																																									
60	720'	360'	240'	570'	60	60'	120'																																																																																																																																																																																																																																																																																																																									
65	780'	390'	260'	645'	65	65'	130'																																																																																																																																																																																																																																																																																																																									
70	840'	420'	280'	720'	70	70'	140'																																																																																																																																																																																																																																																																																																																									
75	900'	450'	300'	800'	75	75'	150'																																																																																																																																																																																																																																																																																																																									
Project Location:	152 S Raynolds Ave Cañon City, CO 81212	MHT #																																																																																																																																																																																																																																																																																																																														
Name:	Alyssa Long																																																																																																																																																																																																																																																																																																																															
Job#:	Alt A&B Striping																																																																																																																																																																																																																																																																																																																															
Date Drawn:	August 04, 2025																																																																																																																																																																																																																																																																																																																															
Drawn By:	Luke Mauser 720-899-6126																																																																																																																																																																																																																																																																																																																															
ATTS& Cert#:	956433 EXP: 10/2028																																																																																																																																																																																																																																																																																																																															



